



City of Rialto

Street Light Maintenance District No. 1

Landscape Maintenance District No. 1

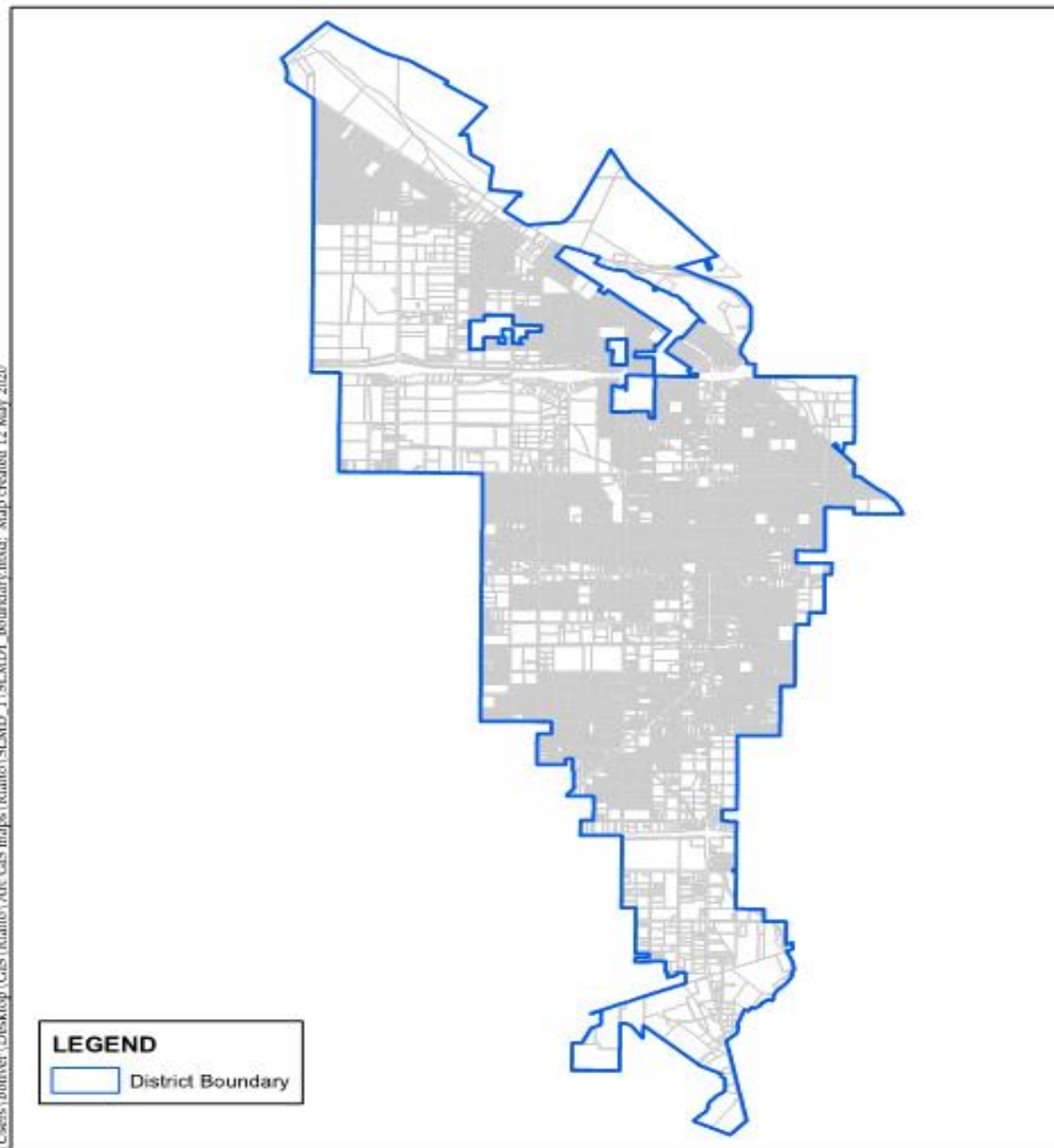
Landscaping & Lighting District No. 2



Street Light Maintenance District No. 1

STREET LIGHT MAINTENANCE DISTRICT NO. 1

C:\Users\boliver\Desktop\GIS\Rialto\ArcGIS maps\Rialto\SLMD1\SLMD1_boundary.mxd. Map created 12 May 2020



Source: San Bernardino Co. GIS, 2020

0 1 2 3
Miles



ALBERT A.
WEBB
ASSOCIATES

SLD 1 Rates (No change from prior year)

Land Use	Land Benefit Factor	Development Factor
Residential (Developed)	\$8.18 per Acre	\$24.03 per Unit
Residential (Undeveloped)	\$8.18 per Acre	\$0.00 per Unit
Non-Residential (Developed)	\$8.18 per Acre	\$52.09 per Parcel
Non-Residential (Undeveloped)	\$8.18 per Acre	\$0.00 per Parcel

SLD 1 Budget Summary

Total Expenses	\$1,426,203
Contributions	
District (Amount to Levy)	\$851,064
Reserve Fund Contribution	\$114,565
Total Contributions	\$965,629
Deficit Covered by General Fund	(\$460,574)

Landscape Maintenance District No. 1

Zone 1

Residential
No Trees

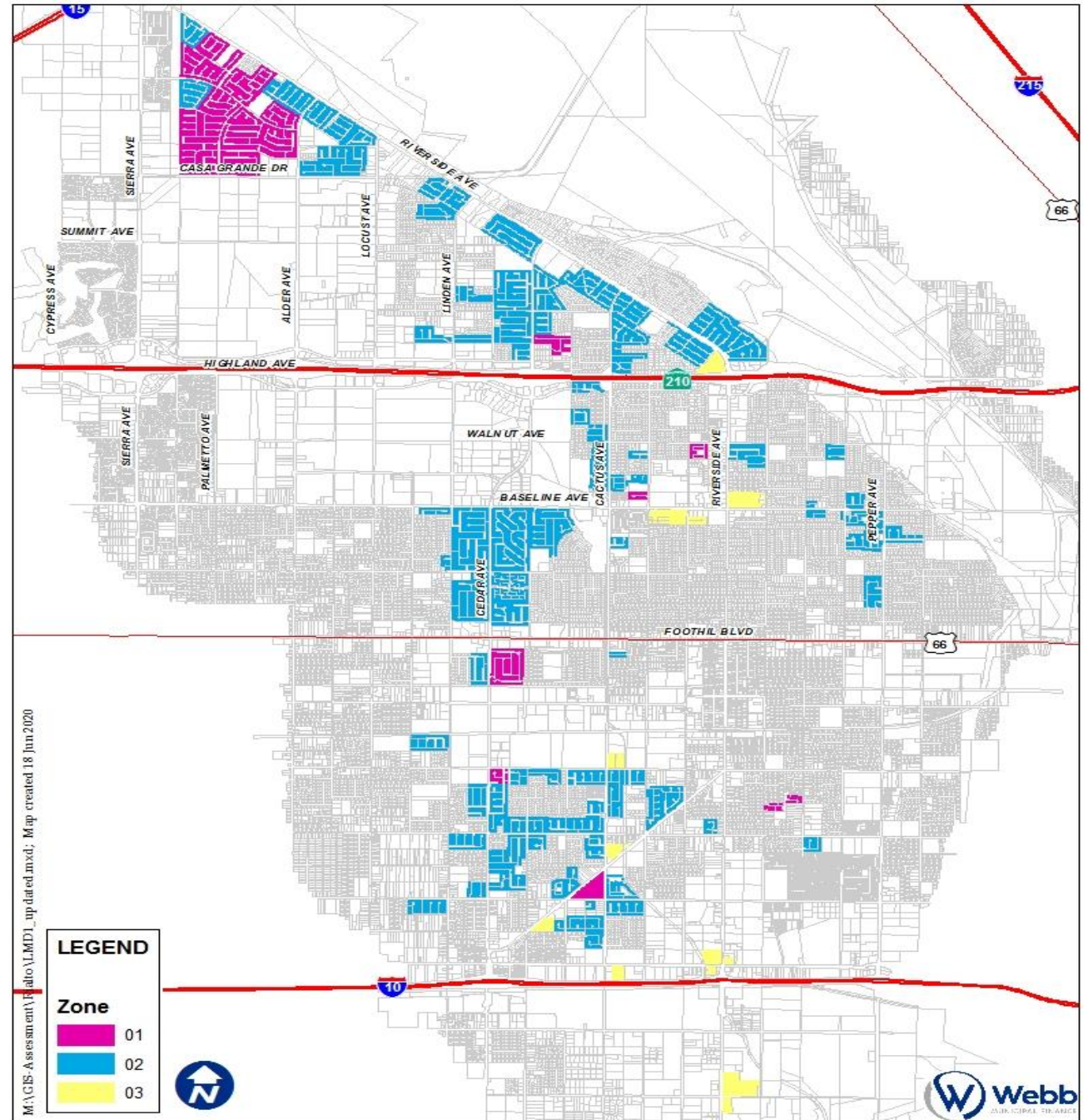
Zone 2

Residential
With Trees

Zone 3

Non-
residential,
Multi-family

Landscape Maintenance District No. 1

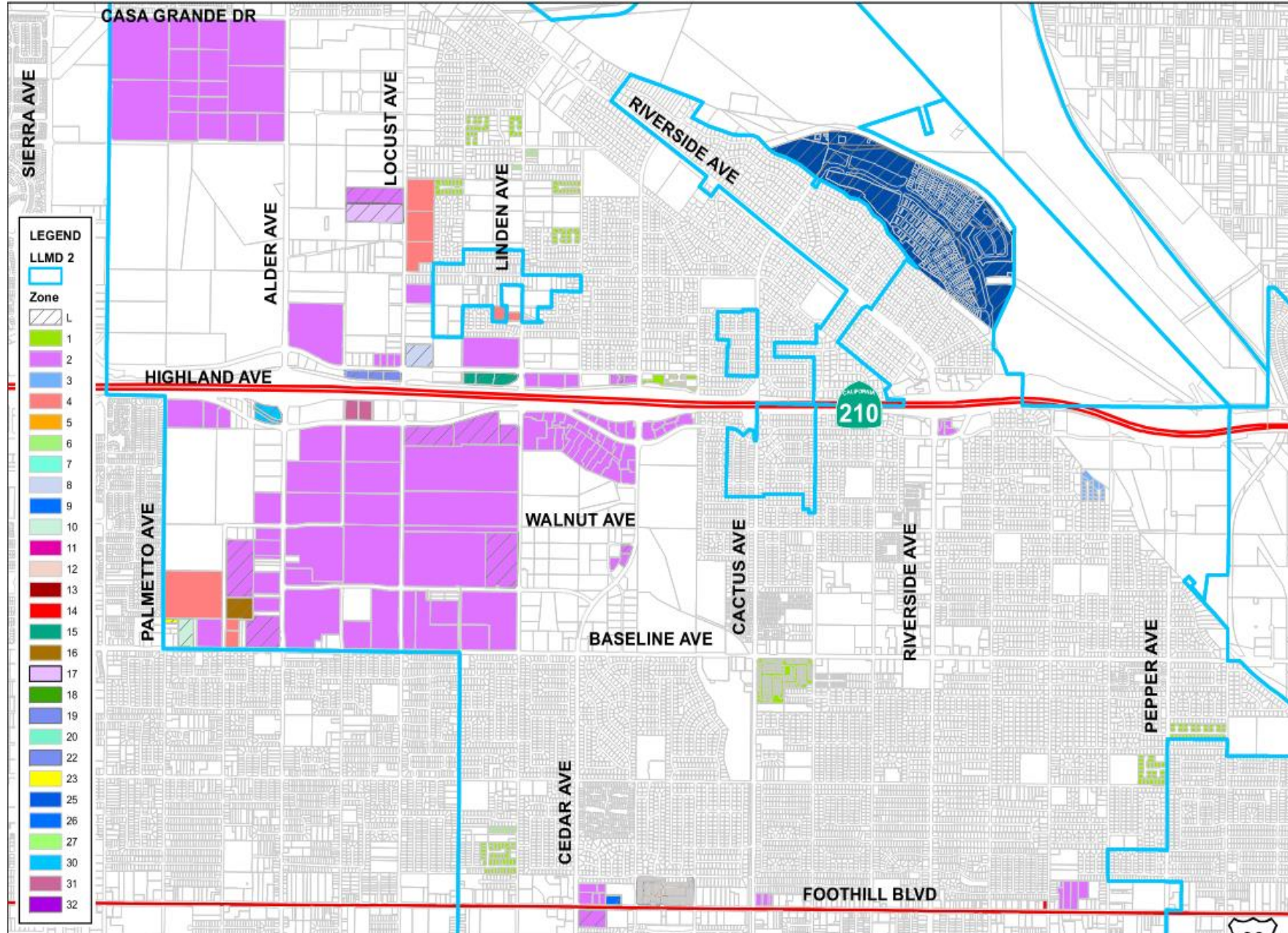


LMD 1 Budget Summary

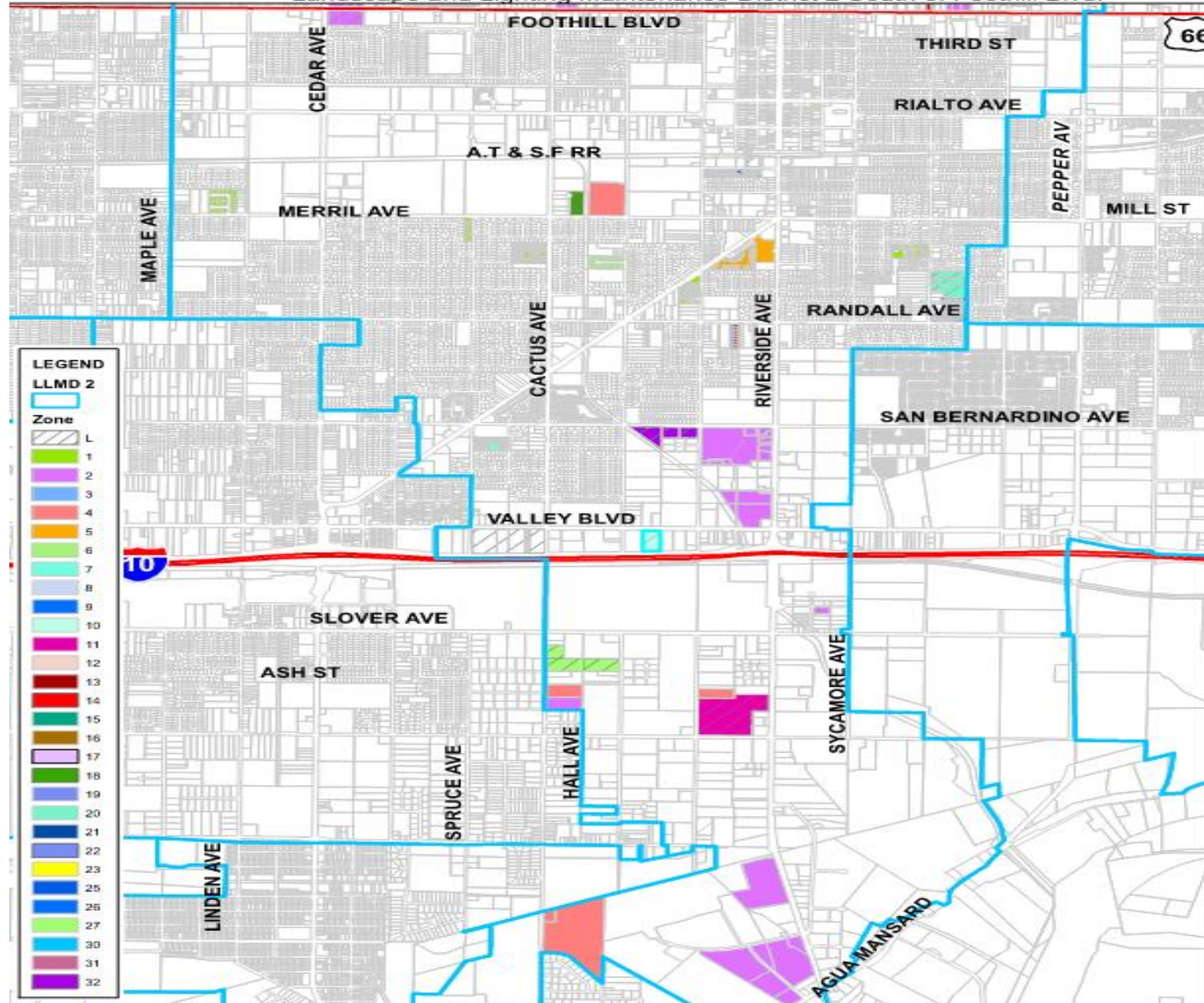
	Zone 1 Residential No Trees	Zone 2 Residential With Trees	Zone 3 Non-residential, Multi-family	Total
Expenses				
Costs & Expenses	\$99,988	\$354,558	\$454,546	\$909,092
Reserve Fund Collection	\$4,552	\$16,138	\$0	\$20,689
Contributions				
District (Amount to Levy)	\$104,540	\$370,695	\$67,366	\$542,601
Reserve Fund Contribution	\$0	\$0	\$0	\$0
Total Contributions	\$104,540	\$370,695	\$67,366	\$542,601
Deficit Covered by the General Fund	\$0	\$0	(\$387.181)	(\$387.181)
Total EBUs	1,802.40	6,391.30	2,934.52	
Rate Per EBU	\$58.00	\$58.00	\$2.58 - \$2,666.67	

Landscaping and Lighting District No. 2

Landscape and Lighting Maintenance District 2 North of Foothill Blvd.



Landscape and Lighting Maintenance District 2 South of Foothill Blvd.



LLMD 2 Budget Summary

	Lighting Zone L	Landscaping Zones	Total
Expenses			
Costs & Expenses	\$18,409	\$1,609,162	\$1,627,571
Reserve Fund Collection	\$5,690	\$0	\$5,690
Contributions			
General Benefit	\$15,497	\$0	
District (Amount to Levy)	\$8,602	\$1,118,597	\$1,127,199
Reserve Fund Contribution	\$0	\$62,312	\$62,312
Total Contributions	\$24,099	\$1,180,909	\$1,189,511
Deficit Covered by the General Fund	\$0	(\$428,254)	(\$428,254)
Total EBUs	64,282	983,831.44	
Rate Per EBU	\$6.45 – \$30.80	\$0.60 - \$567.92	

Next Steps

- Hold Public Hearing
- Adopt Resolutions authorizing the levy of the assessments maintaining the rates for Fiscal Year 2023/24 in SLD 1, LMD 1 and LLMD 2

Questions?