

EXHIBIT A

Option 1:

Enhance the Riverside Avenue streetscape by widening sidewalks to accommodate outdoor dining and introducing angled parking to calm traffic and increase overall parking capacity.

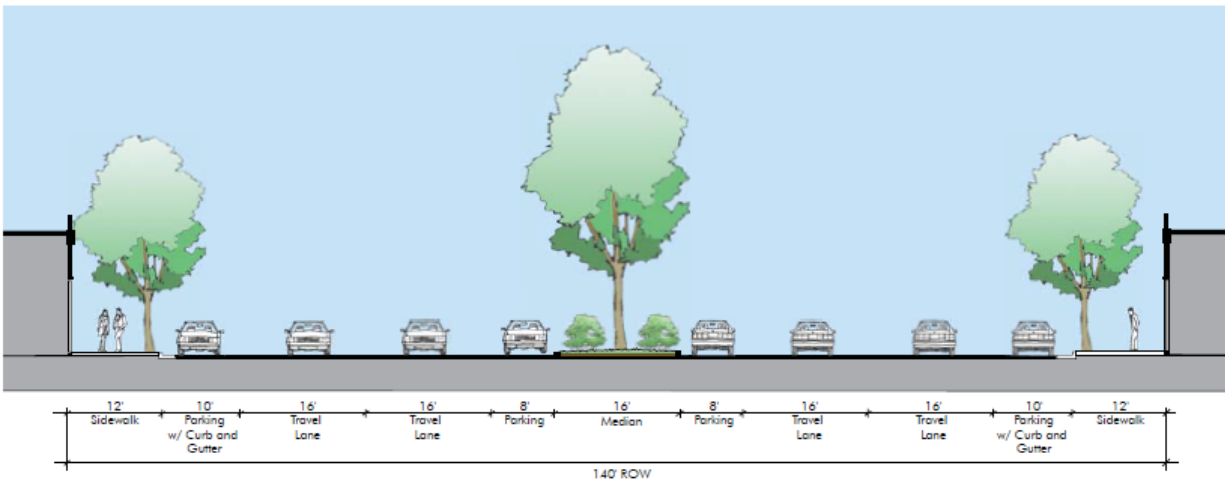
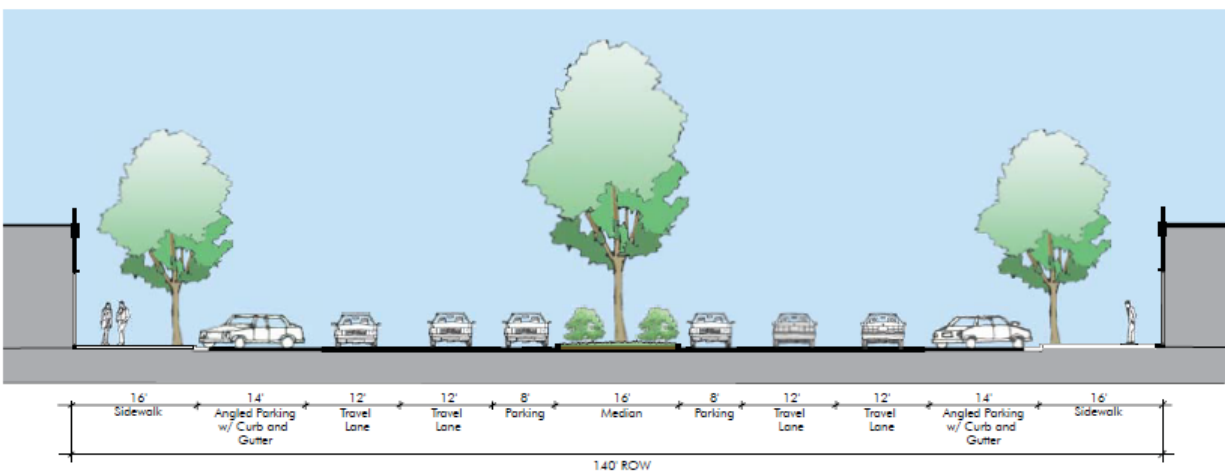


FIGURE 3.4 RIVERSIDE AVENUE
PROPOSED CROSS-SECTION




Option 2:

Improve accessibility between Riverside Avenue and the Metrolink Parking Station parking lot through the development of a more direct and user-friendly connection.



Option 3:

Install distinctive wayfinding signage along Riverside Avenue featuring design elements inspired by the Rialto Bridge.



Option 4:

Develop a pedestrian paseo to provide a seamless connection between the Metrolink station and Downtown Rialto.



Option 5:

To support the City's initiative to extend the Pacific Electric (PE) Trail, this final option proposes continuing the trail to establish a direct connection between the east side of Riverside Avenue and Downtown. The extension aims to activate the Pacific Electric Railway Depot at 119 N. Riverside Avenue by incorporating outdoor recreational spaces that promote increased pedestrian activity.

