



# City of Rialto

Street Light Maintenance District No. 1

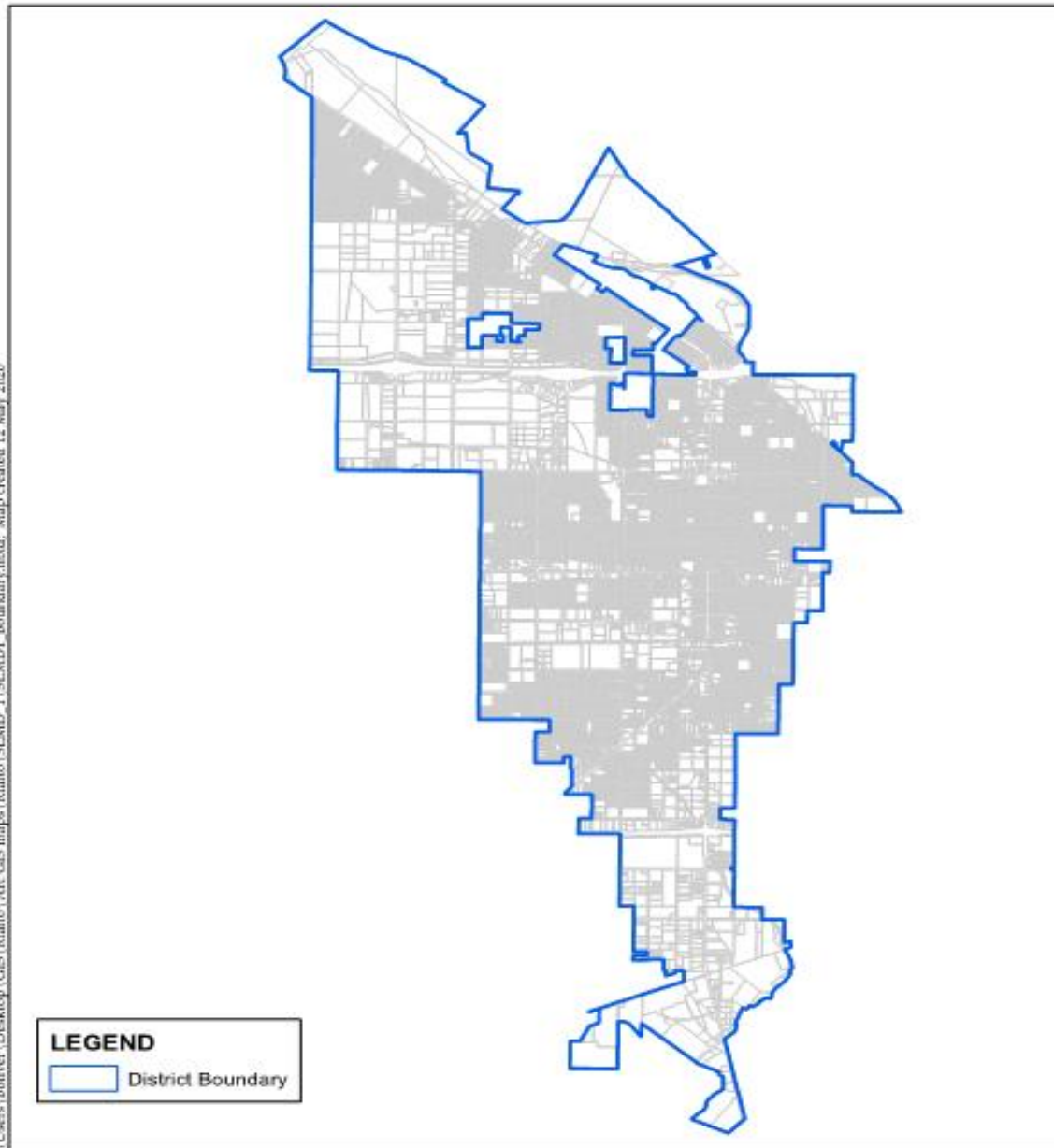
Landscape Maintenance District No. 1

Landscaping & Lighting District No. 2




# **Street Light Maintenance District No. 1**

# STREET LIGHT MAINTENANCE DISTRICT NO. 1



C:\Users\boliver\Desktop\GIS\Rialto\Rialto\SLMD\_1\SLMD1\_boundary.mxd. Map created 12 May 2020

Source: San Bernardino Co. GIS, 2020



# SLD 1 Rates (No change from prior year)

Land Use	Land Benefit Factor	Development Factor
Residential (Developed)	\$8.18 per Acre	\$24.03 per Unit
Residential (Undeveloped)	\$8.18 per Acre	\$0.00 per Unit
Non-Residential (Developed)	\$8.18 per Acre	\$52.09 per Parcel
Non-Residential (Undeveloped)	\$8.18 per Acre	\$0.00 per Parcel

# SLD 1 Budget Summary

Total Expenses	<b>\$1,535,285</b>
Contributions	
District (Amount to Levy)	\$858,777
Reserve Fund Contribution	\$547,291
Deficit Covered by General Fund	\$129,217
Total Contributions	<b>\$1,535,285</b>

# **Landscape Maintenance District No. 1**

# Zone 1

Residential  
No Trees

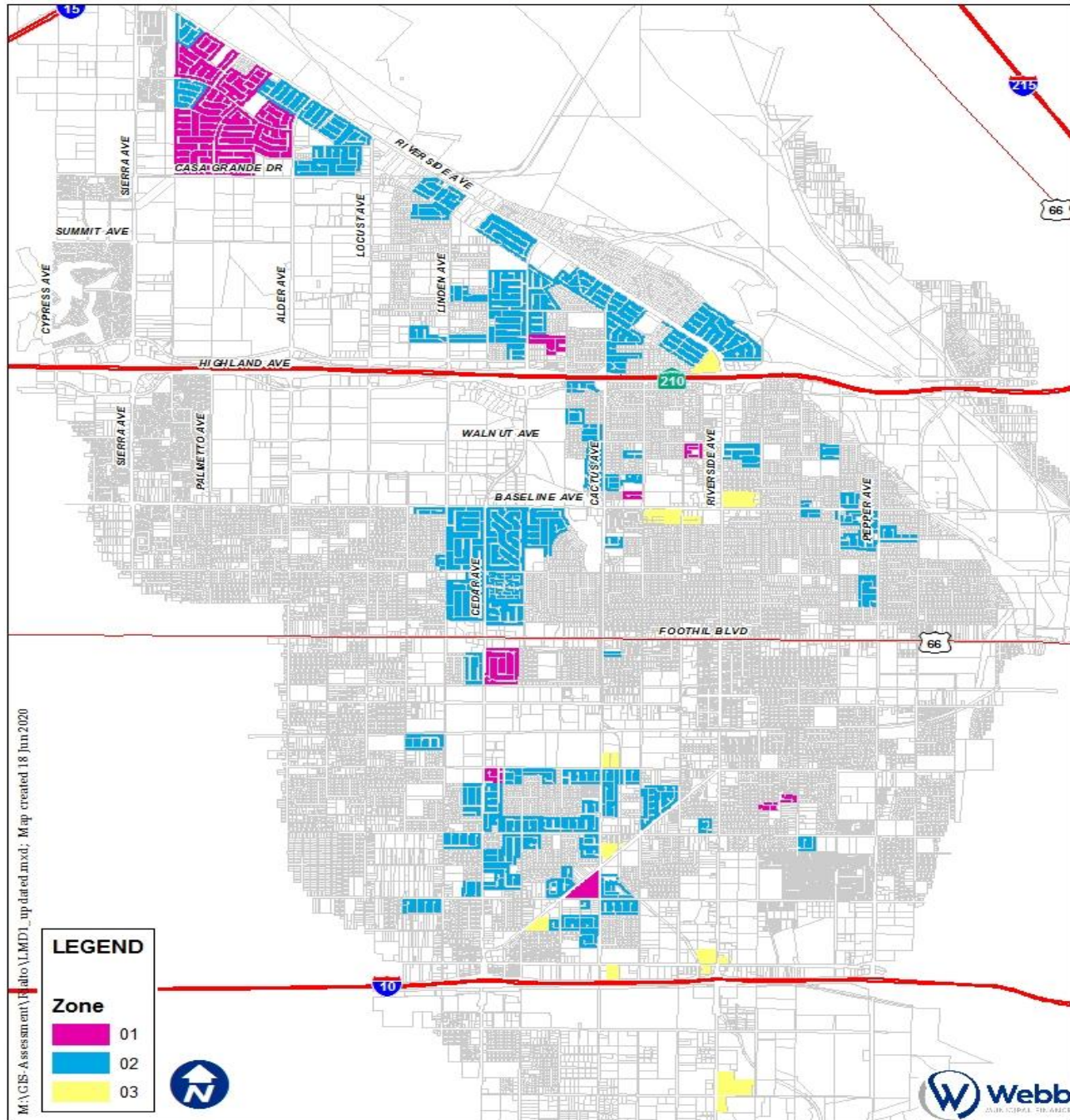
# Zone 2

Residential  
With Trees

# Zone 3

Non-  
residential,  
Multi-family

## Landscape Maintenance District No. 1



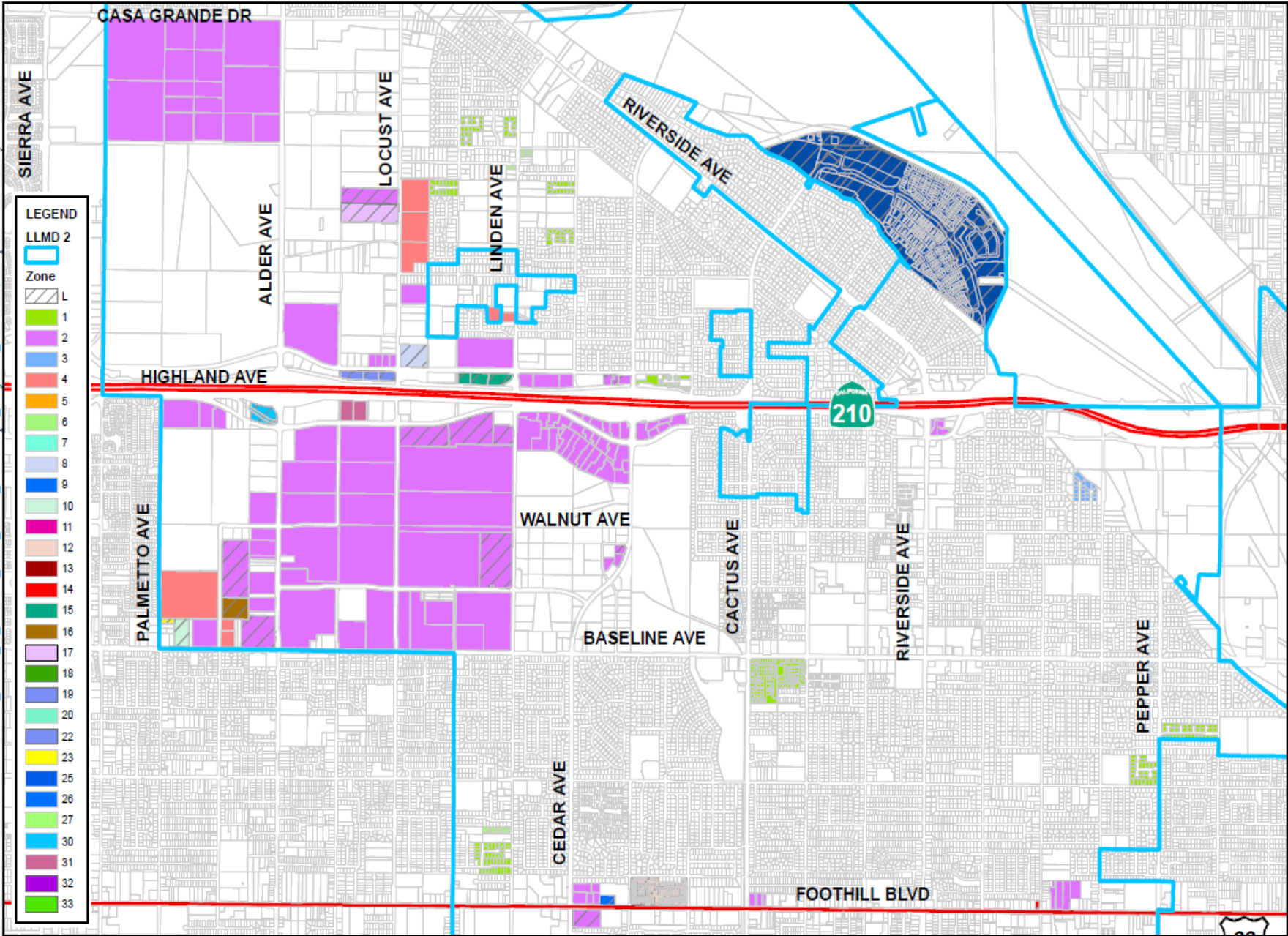
# LMD 1 Budget Summary

	Zone 1	Zone 2	Zone 3	Total
Expenses				
Costs & Expenses	\$112,993	\$400,671	\$513,664	\$1,027,328
Reserve Fund Collection	\$0	\$0	\$0	\$0
Contributions				
District (Amount to Levy)	\$104,539	\$370,753	\$66,288	\$541,581
Reserve Fund Contribution	\$8,454	\$29,918	\$79,533	\$117,905
Total Contributions	\$112,993	\$400,671	\$145,821	\$659,486
Deficit	\$0	\$0	(\$367,843)	(\$367,843)
Total EBUs	1,802.40	6,392.30	2,929.52	
Rate Per EBU	\$58.00	\$58.00	\$2.58 - \$2,666.67	

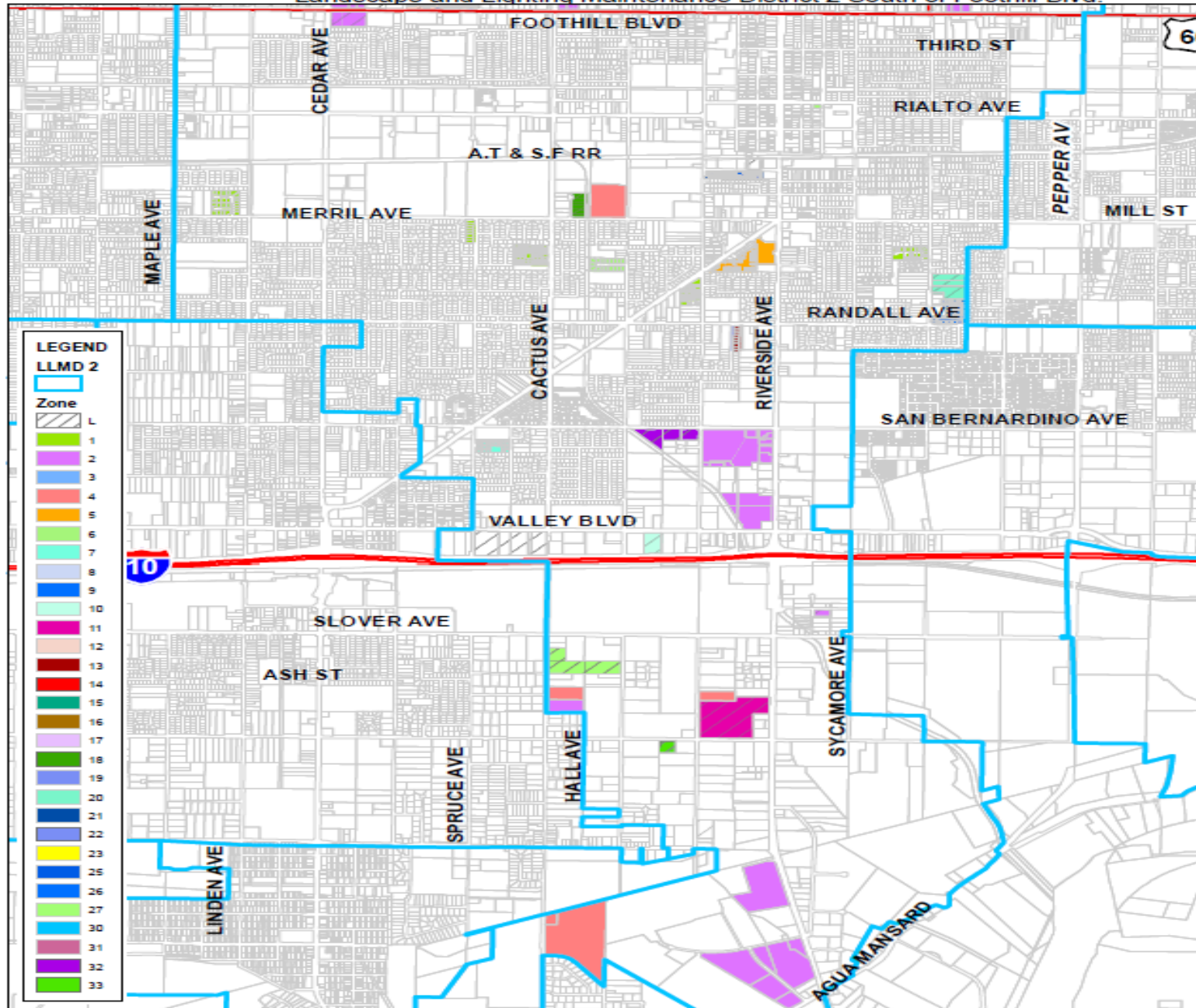


# **Landscaping and Lighting District No. 2**

Landscape and Lighting Maintenance District 2 North of Foothill Blvd.



Landscape and Lighting Maintenance District 2 South of Foothill Blvd.



# LLMD 2 Budget Summary

	Lighting Zone L	Landscaping Zones	Total
Expenses			
Costs & Expenses	\$19,042	\$1,517,001	\$1,536,043
Reserve Fund Collection	\$5,657	\$0	\$5,657
Contributions			
General Benefit	\$16,031	\$0	\$16,031
District (Amount to Levy)	\$8,668	\$1,108,046	\$1,116,714
Reserve Fund Contribution	\$0	\$408,955	\$408,955
Total Contributions	\$24,699	\$1,517,001	\$1,541,700
Deficit	\$0	\$0	\$0
Total EBUs	647.33	1,030,433.04	
Rate Per EBU	\$6.45 - \$30.80	\$0.60 - \$567.92	

# Next Steps

- Hold Public Hearing
- Adopt Resolutions authorizing the levy of the assessments maintaining the rates for Fiscal Year 2024/25 in SLD 1, LMD 1 and LLMD 2

Questions?