



# City of Rialto

Street Light Maintenance District No. 1

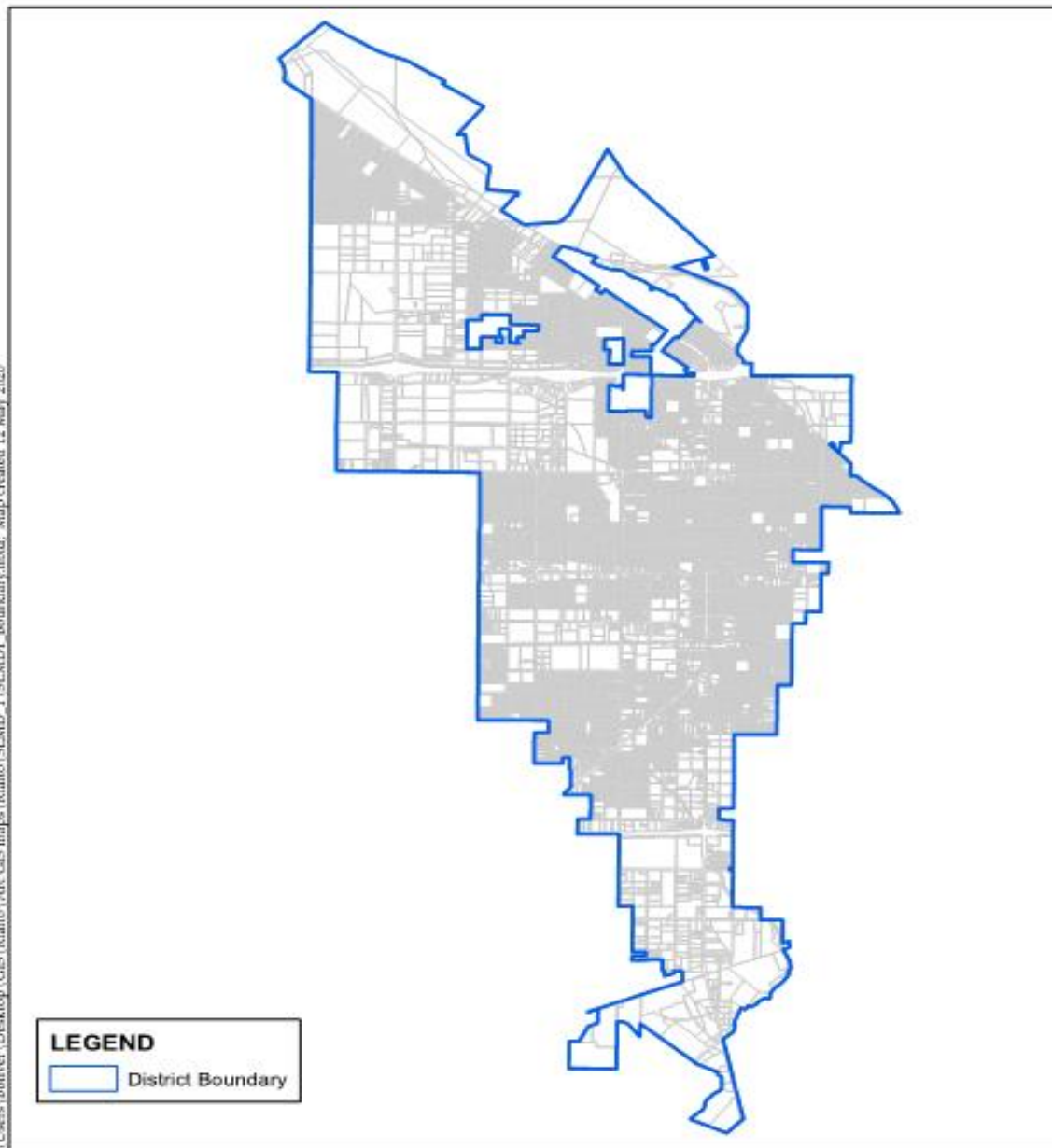
Landscape Maintenance District No. 1

Landscaping & Lighting District No. 2



# **Street Light Maintenance District No. 1**


# STREET LIGHT MAINTENANCE DISTRICT NO. 1



C:\Users\boliver\Desktop\GIS\Rialto\Rialto\SLMD\_1\SLMD1\_boundary.mxd. Map created 12 May 2020

**LEGEND**  
District Boundary

Source: San Bernardino Co. GIS, 2020



# SLD 1 Rates (No change from prior year)

Land Use	Land Benefit Factor	Development Factor
Residential (Developed)	\$8.18 per Acre	\$24.03 per Unit
Residential (Undeveloped)	\$8.18 per Acre	\$0.00 per Unit
Non-Residential (Developed)	\$8.18 per Acre	\$52.09 per Parcel
Non-Residential (Undeveloped)	\$8.18 per Acre	\$0.00 per Parcel

# SLD 1 Budget Summary

Total Expenses	<b>\$1,408,094</b>
Contributions	
District (Amount to Levy)	\$872,323
Reserve Fund Contribution	\$0
Deficit Covered by General Fund	\$535,771
Total Contributions	<b>\$1,408,094</b>

# **Landscape Maintenance District No. 1**

# Zone 1

Residential  
No Trees

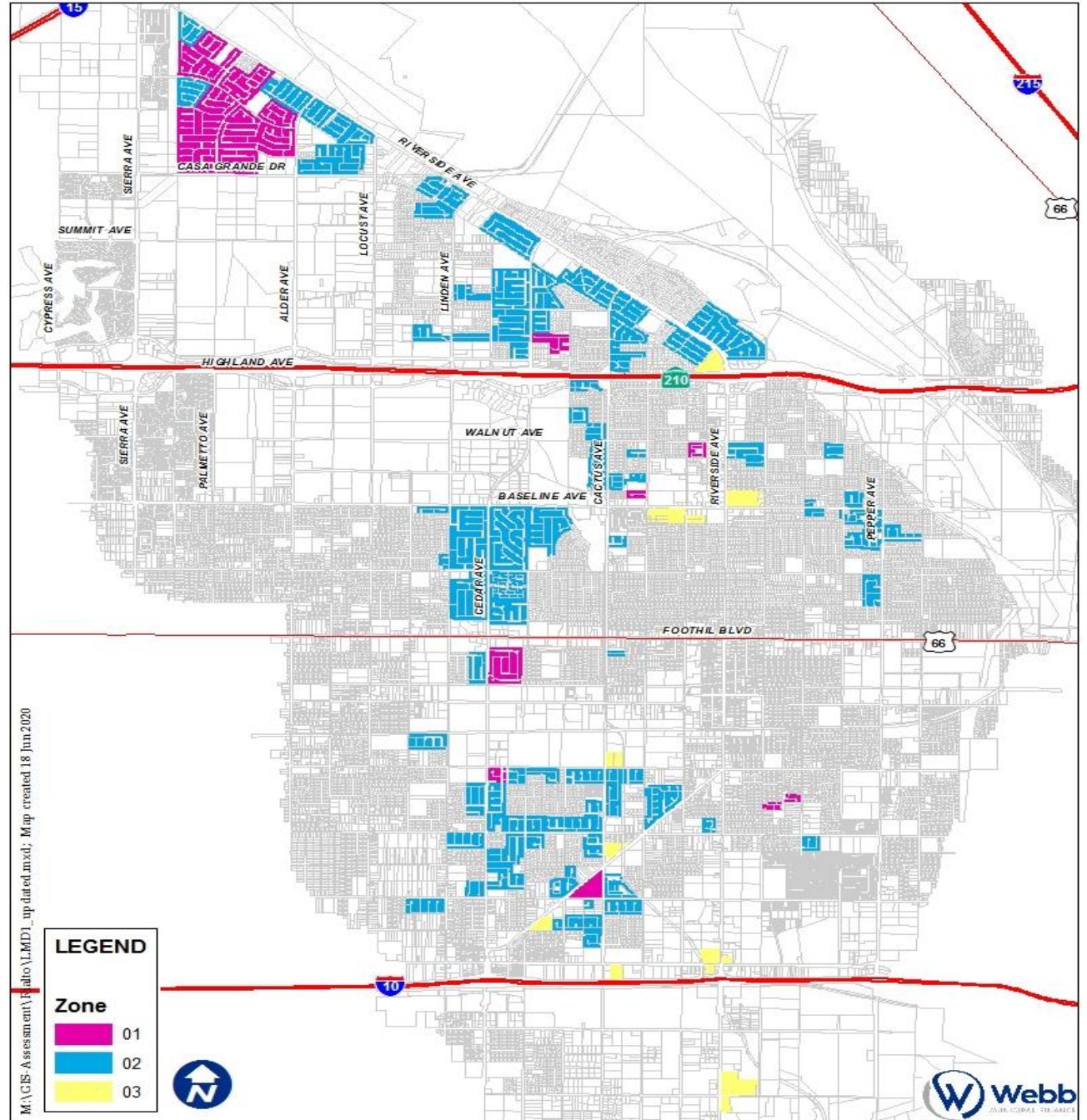
# Zone 2

Residential  
With Trees

# Zone 3

Non-  
residential,  
Multi-family

## Landscape Maintenance District No. 1

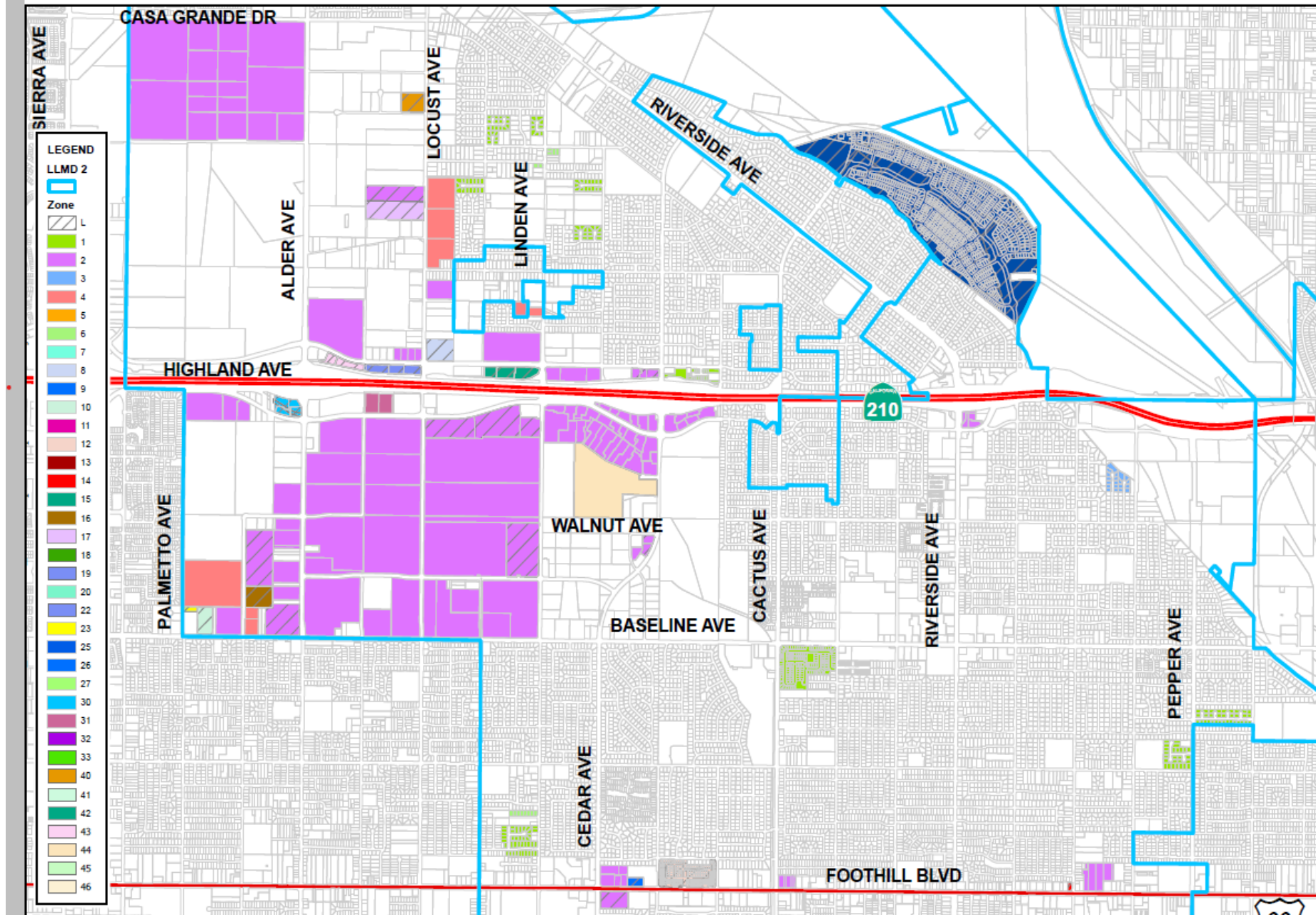


# LMD 1 Budget Summary

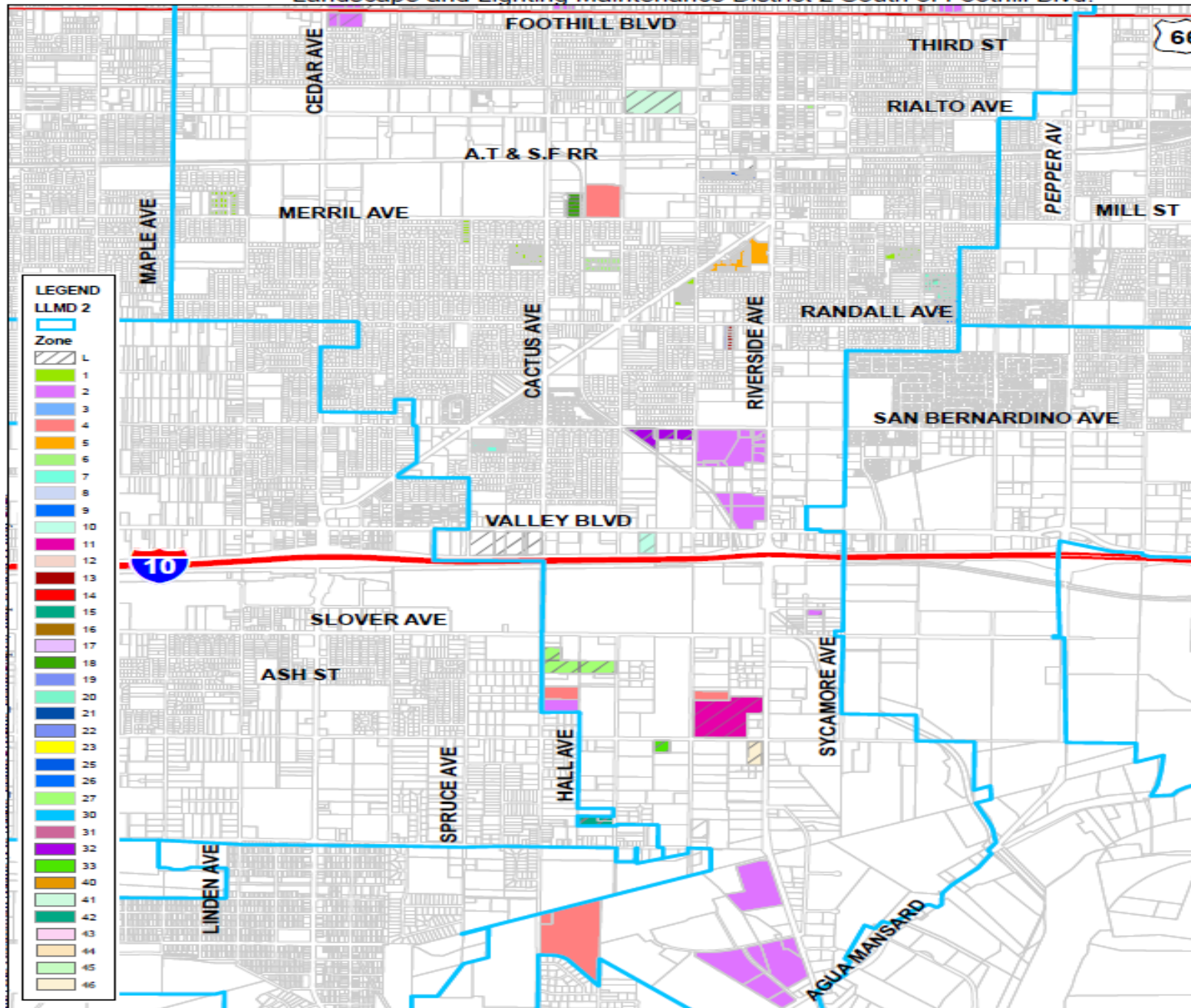
	Zone 1	Zone 2	Zone 3	Total
Expenses				
Costs & Expenses	\$101,358	\$359,413	\$460,771	\$921,541
Reserve Fund Collection	\$3,182	\$11,340	\$0	\$14,522
Contributions				
District (Amount to Levy)	\$104,539	\$370,753	\$66,288	\$541,581
Reserve Fund Contribution	\$0	\$0	\$394,483	\$394,483
Total Contributions	\$104,539	\$370,753	\$460,771	\$936,063
Deficit	\$0	\$0	\$0	\$0
Total EBUs	1,802.40	6,392.30	2,929.52	
Rate Per EBU	\$58.00	\$58.00	\$2.58 - \$2,666.66	

# **Landscaping and Lighting District No. 2**

Landscape and Lighting Maintenance District 2 North of Foothill Blvd.



Landscape and Lighting Maintenance District 2 South of Foothill Blvd.



# LLMD 2 Budget Summary

	Lighting Zone L	Landscaping Zones	Total
Expenses			
Costs & Expenses	\$43,060	\$1,168,880	\$1,211,940
Reserve Fund Collection	\$17,344	\$331,391	\$348,735
Contributions			
General Benefit (General Fund)	\$36,250	\$0	\$36,250
District (Amount to Levy)	\$24,153	\$1,500,271	\$1,524,424
Reserve Fund Contribution	\$0	\$0	\$0
Total Contributions	\$64,404	\$1,500,271	\$1,564,675
Deficit	\$0	\$0	\$0
Total EBUs	1,278.30	1,134,821.04	
Rate Per EBU	\$6.46 - \$33.29	\$0.60 - \$567.92	

# Implemented & Ongoing Strategies

- Use of In-House Staff
- Reassess Contracts - Landscape, Tree Trimming, Streetlight Maintenance
- New and Existing Developments - Landscape Maintenance Specifications
- Conditional Assessment of Irrigation Systems
- Utilities Consumption Audit
- Deficiency Notices

# Next Steps

- Hold Public Hearing
- Adopt Resolutions authorizing the levy of the assessments maintaining the rates for Fiscal Year 2026/27 in SLD 1, LMD 1 and LLMD 2

Questions?