

# **Cable Advisory & Utility Commission Report**

## **April 2026**

**Reporting period February 2026**



**RIALTO  
CUSTOMER SERVICE & REVENUE  
MONTHLY OPERATIONS REPORT**

**Reporting Period:**

**February 2026**

**Prepared for: Rialto Water Services**

**Prepared by: Veolia Water West Operating Services**



## Table of Contents

|  |           |
|--|-----------|
| <b>I. CUSTOMER SERVICE SUMMARY.....</b>  | <b>3</b>  |
| <b>II. CALL CENTER PERFORMANCE.....</b>  | <b>3</b>  |
| <b>III. AUTOMATED SERVICES.....</b>  | <b>3</b>  |
| <b>IV. CONSUMPTION &amp; BILLING.....</b>  | <b>4</b>  |
| <b>A. Consumption.....</b>   | <b>4</b>  |
| <b>B. Billing.....</b>   | <b>4</b>  |
| <b>V. REVENUE &amp; AGING.....</b>   | <b>5</b>  |
| <b>A. Revenue .....</b>  | <b>5</b>  |
| <b>B. Aging .....</b>  | <b>6</b>  |
| <b>C. Bad Debt.....</b>  | <b>6</b>  |
| <b>VI. SERVICE ORDERS .....</b>  | <b>7</b>  |
| <b>VII. OTHER ACTIVITIES .....</b>   | <b>7</b>  |
| <b>VIII. REVENUE REPORT .....</b>  | <b>7</b>  |
| <b>A. Revenue Summary.....</b>   | <b>7</b>  |
| <b>B. Non Rate Revenue - Extraterritorial Customers.....</b>                             | <b>7</b>  |
| <b>C. Non-Rate Revenue – Other .....</b>   | <b>8</b>  |
| <b>D. Development Impact Fees.....</b>   | <b>8</b>  |
| <b>E. Rialto Basin Water Rights and Leasing .....</b>                                    | <b>8</b>  |
| <b>F. Payment Collection Method – Fiscal Year to Date.....</b>                           | <b>10</b> |
| <b>G. Cash Collections on Behalf of the City of Rialto-Prior Year Comparison.....</b>    | <b>10</b> |
| <b>H. Non-Rate Revenue + Utility Revenue Collections Prior Year Comparison .....</b>     | <b>10</b> |
| <b>I. Non-Rate Revenue + Utility Revenue Collected Fiscal Year-to-Date.....</b>          | <b>11</b> |
| <b>J. Increase in Cash Collections and Fund Distribution—Prior Year Comparison .....</b> | <b>11</b> |
| <b>K. Non-Rate and Extraterritorial Customer Accounts Receivable Aging .....</b>         | <b>12</b> |

## I. CUSTOMER SERVICE SUMMARY

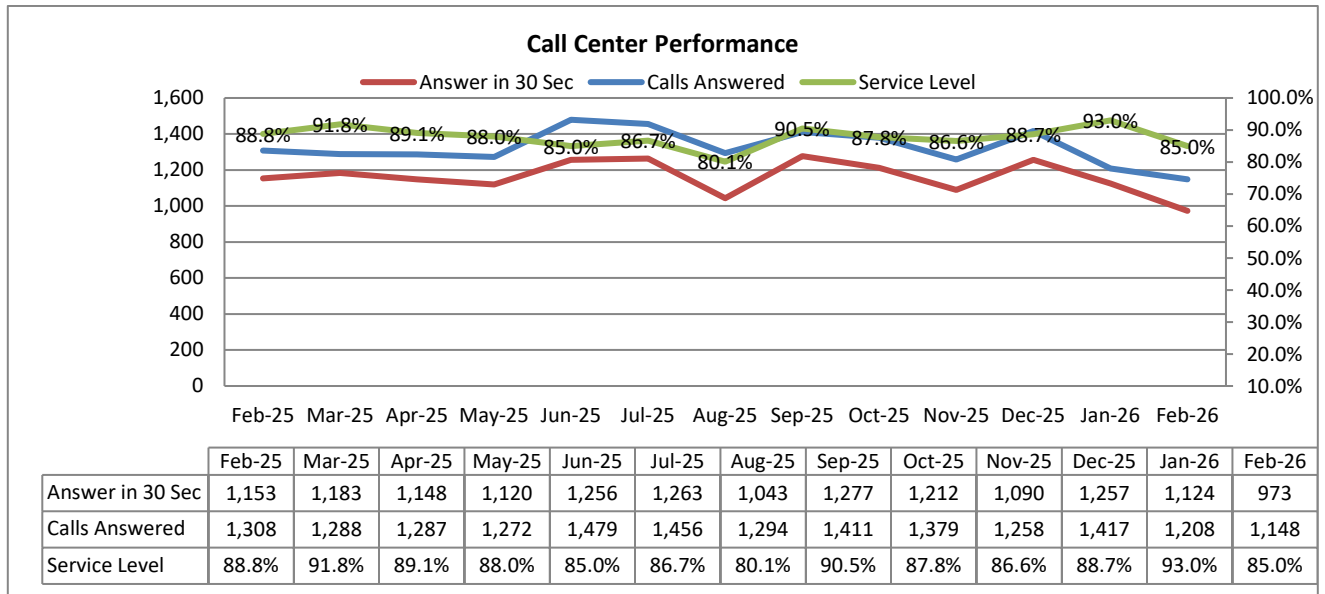
During this reporting month, the Customer Service team provided call service level of 85.0%. Out of 1,148 inbound calls answered 973 answered within the first 30 seconds.

Water consumption has decreased by 12.8% when compared against previous month. When compared against last year, consumption has decreased by 22.1%.

Sewer revenue has decreased by less than 1.0% compared to the prior month and decreased by less than 1.0% from last year.

## II. CALL CENTER PERFORMANCE

During this reporting month, service level was 85.0% with 973 out of 1,148 being answered within the first 30 seconds. Overall average wait time was thirty-two (41) seconds.



## III. AUTOMATED SERVICES

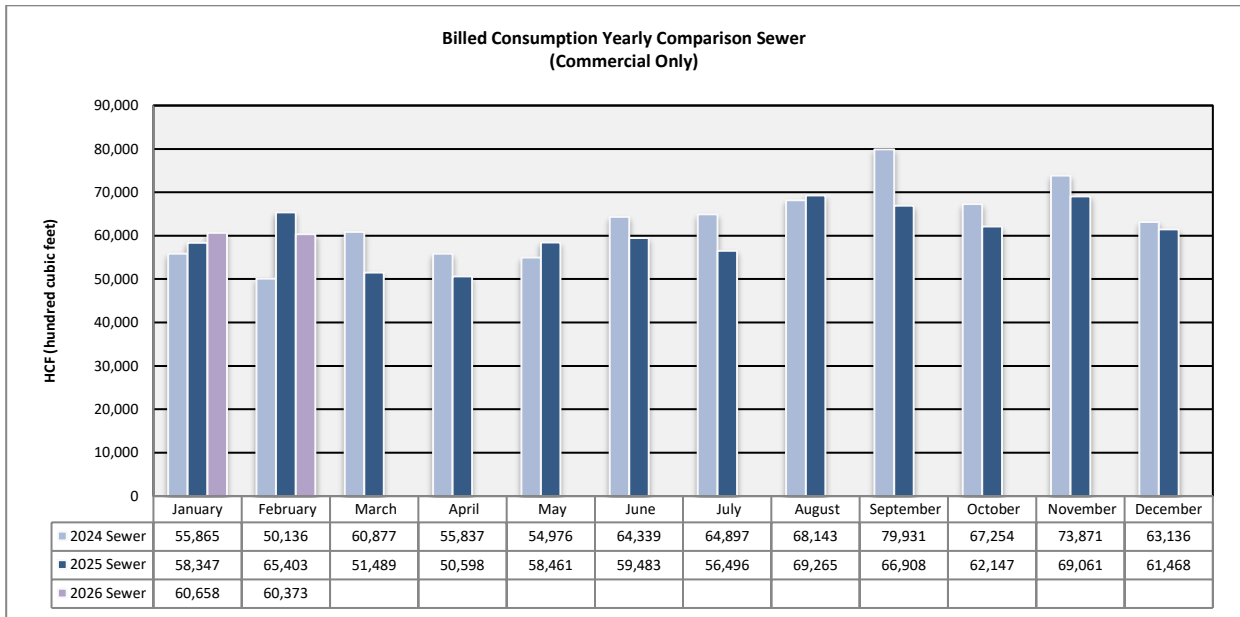
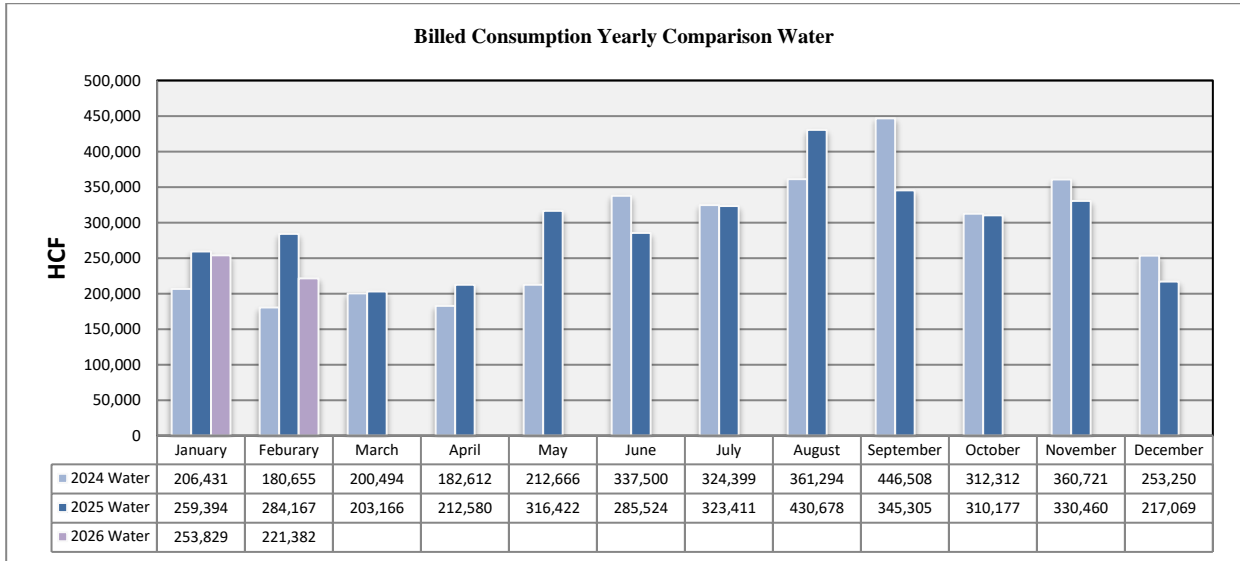
About 13,252 or 57.6% of the rate payers have created log-ins to access their accounts online. Of these customers, with online access, 49.0% have chosen the e-bill option. This e-bill participation is 7% increase from February of the prior year.

|   | Feb-25 | Mar-25 | Apr-25 | May-25 | Jun-25 | Jul-25 | Aug-25 | Sep-25 | Oct-25 | Nov-25 | Dec-25 | Jan-26 | Feb-26 |
|---|--------|--------|--------|--------|--------|--------|--------|--------|--------|--------|--------|--------|--------|
| Number of Bills                             | 22,604 | 22,657 | 22,694 | 22,705 | 22,770 | 22,792 | 22,838 | 22,864 | 22,875 | 22,927 | 22,913 | 23,045 | 22,987 |
| Number of Bill Adjustments (during billing) | 10     | 29     | 25     | 15     | 18     | 29     | 10     | 7      | 8      | 11     | 27     | 47     | 47     |
| Automated Over the Phone Payments           | 2,040  | 2,509  | 2,454  | 2,276  | 2,578  | 2,596  | 2,344  | 2,531  | 2,560  | 2,089  | 2,404  | 2,326  | 2,339  |
| Online Payment                              | 7,676  | 9,912  | 9,798  | 8,434  | 9,800  | 10,260 | 8,691  | 11,224 | 10,369 | 7,614  | 10,432 | 8,771  | 10,145 |
| E-bill Participants                         | 6,031  | 6,069  | 5,969  | 6,000  | 6,074  | 6,134  | 6,185  | 6,233  | 6,290  | 6,332  | 6,372  | 6,401  | 6,421  |
| Auto Pay Participants (New Portal)          | 4,467  | 4,536  | 4,554  | 4,630  | 4,696  | 4,728  | 4,776  | 4,834  | 4,881  | 4,923  | 4,978  | 5,025  | 5,083  |
| PayNearMe                                   | 73     | 99     | 97     | 88     | 88     | 88     | 88     | 103    | 85     | 80     | 80     | 60     | 81     |

## IV. CONSUMPTION & BILLING

### A. Consumption

Water consumption has decreased by 12.8% when compared against previous month. When compared against last year, consumption has decreased 22.1%.



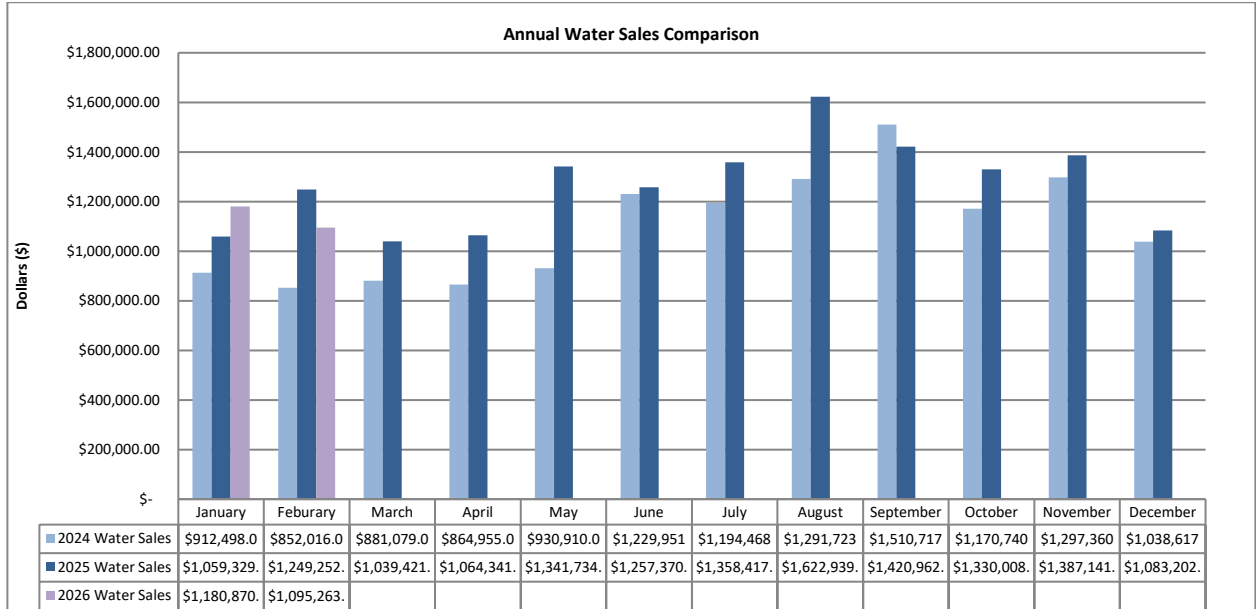
### B. Billing

A total of 22,987 bills were mailed or sent out electronically in February. Billing accuracy was 99.8% with forty-seven (47) requiring adjustments after bill generation.

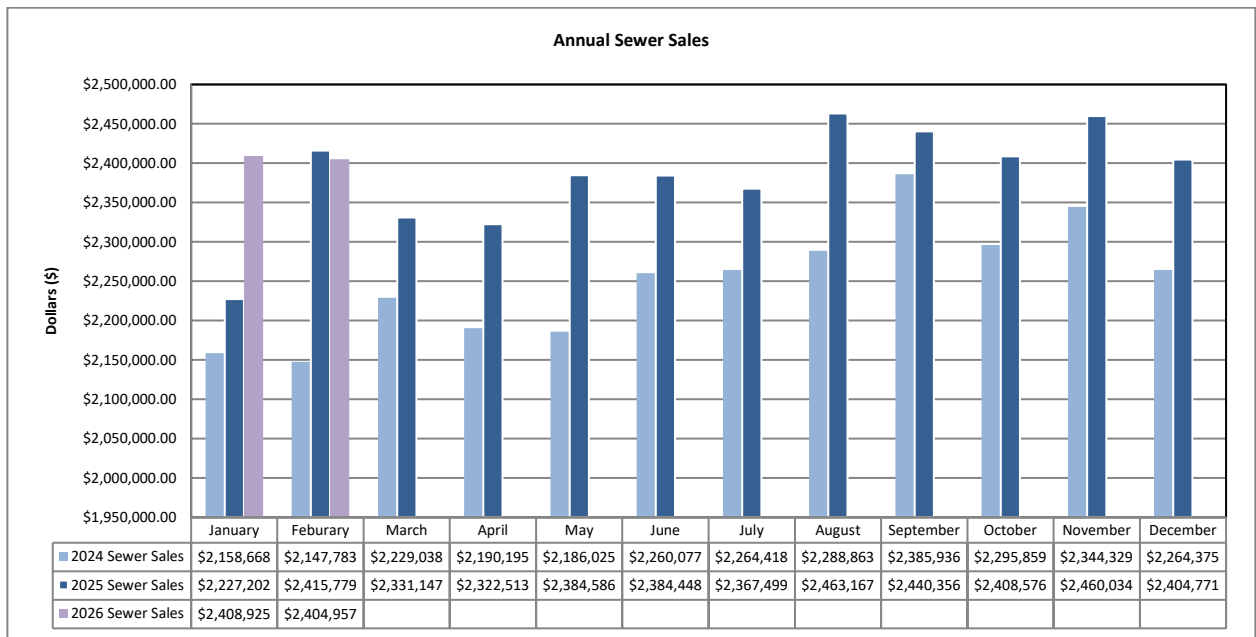
## V. REVENUE & AGING

### A. Revenue

Water revenue has decreased 7.2% when compared against the prior month and decreased 12.3% when compared against previous year. Sewer revenue has decreased by less than 1.0% compared to the prior month and decreased by less than 1.0% from last year.

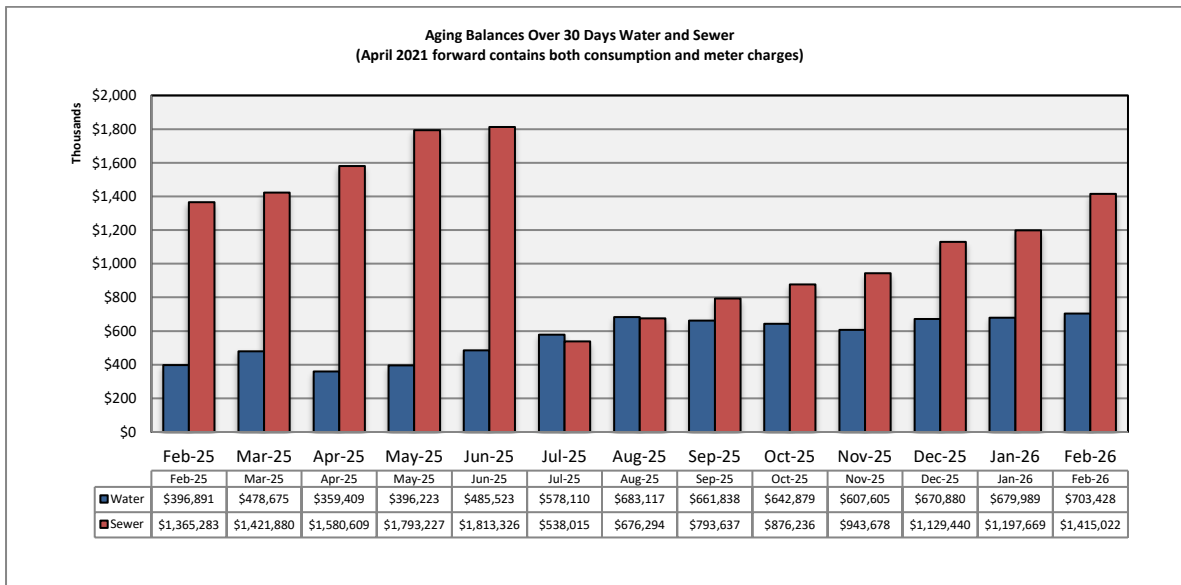
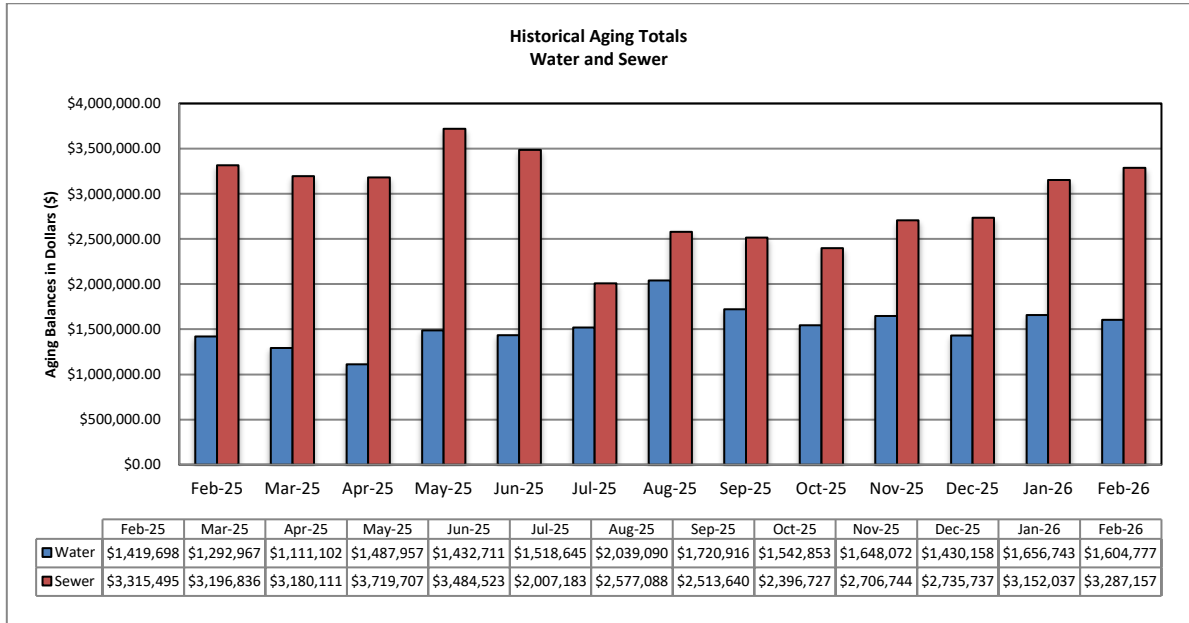


(Please consider the scale of the graph as doubled height does not mean double the amount)



## B. Aging

The total aging balance has increased by 1.7% *see first table below*. For balances >30-days only, water has increased 3.4% and wastewater has increased by 18.1%. Sewer balances are expected to continue rising until tax roll in year 2026.



## C. Bad Debt

Thirty-three (6) accounts were sent to collections for a total amount of \$2,363.31. These bad debts arise from customers moving out or selling the property and not closing the account with final payments.

## **VI. SERVICE ORDERS**

339 service orders were initiated by the customer service team during the reporting month. Of this total, 61 service orders or 18% were due to occupant changes.

239 service orders were initiated to accommodate water disconnection for non-payment and reconnection of water services when customer set up (or reinstate) a payment arrangement with down payment.

## **VII. OTHER ACTIVITIES**

CS department is operating with full staff with no injuries reported.

Total numbers of 134 disconnections were performed during the February 2026.

## **VIII. REVENUE REPORT**

### **A. Revenue Summary**

Cash Revenue is compiled and reconciled to the merchant account on a daily basis. Cash receipts and deposits are made daily and internal controls are reviewed regularly to ensure safeguarding of assets and proper recording of all transactions. Total revenue collected in February 2026 is \$3,794,000 whereas Non-Rate Revenue is \$289,000; Utility Revenue is \$3,450,000 and Tax / Ambulance Revenue at \$55,000.

RWS collects Utility User Taxes and Ambulance Fees on behalf of the City of Rialto. The Utility User Tax (UUT) rates are based on the total billed amount, therefore the collection fluctuates as billed amounts change. The total UUT charges collected in February 2026 and February 2025 are \$49,000 and \$143,000 respectively. The large variance in collection of UUT charges is due to the City exempting UUT charges to the Residential customers beginning January 2025 through December 2025. Ambulance Revenue is also collected on behalf of the City of Rialto totaling \$6,000 in February 2026 and \$4,000 in February 2025.

### **B. Non Rate Revenue - Extraterritorial Customers**

RWS bills the City of Fontana \$133,000 each month for extraterritorial sewer usage.

Colton Unified School District is in agreement with RWS to pay \$5,000 monthly for sewage connections based on enrollment rates provided each school year.

An extraterritorial agreement to provide sewer service was executed between the City of Rialto and the County of San Bernardino—County Service Area 70, Zone BL (Bloomington).

This housing development project generates extraterritorial sewer service revenue of \$20,000 per month.

The City has an agreement with Social Science Services dba Cedar House Life Change Center to provide extraterritorial sewer service providing sewer revenue of about \$5,000 each month.

**C. Non-Rate Revenue – Other**

Other revenue is generated by leasing space for cell towers to AT&T for \$2,073. Sprint lease is at a currently contracted rate of \$2,000 each month. Vertical Bridge also provides \$2,400 a month of cell tower generated Revenue.

Rialto Bioenergy Solutions subleased a City property for \$10,750 a month.

The City and San Bernardino Valley Municipal Water District have entered into a Brine Line Capacity Agreement on January 23, 2021. This agreement pertains to the use of its interest in the SARI Line and discharge of certain brine waste to the SARI Line exclusively from the operation of Rialto Bioenergy Facilities within the City’s boundaries. The revenue generated in this agreement consists of quarterly rent of \$37,500 along with the Fixed Pipeline Capacity Fee of \$3,300 per month and Fixed Treatment Plant Capacity Fee of \$3,300 per month. In addition, a variable fee of any discharge costs are also billed.

The San Bernardino Valley Water District (SBVWD) reimburses RWS for water conservation programs provided to customers. A quarterly bill is delivered directly by the City.

**D. Development Impact Fees**

Development Impact Fees (“DIF”) are paid to the City of Rialto as various developments are completed in the City. As such, the City of Rialto receives monies from the various developments, which is then distributed to RWS. There was no DIF payment received in February of 2025.

**E. Rialto Basin Water Rights and Leasing**

A Standby Water Lease Agreement between Fontana Union Water Company and City of Rialto is in effect. For the 2024-2025 Water Year, RWS billed San Bernardino County the amount of \$349,264 for the Standby Charges and Production Charge. The County paid and has no further Water Lease obligations in the current year.

In addition, the County is also billed annually for Rialto Well #3’s summertime electricity costs based on peak usage.

### Cash Collections by Payment Method – Rialto Water Services

| Payment Method  | Description  | Transaction Count | FEBRUARY 2026       | %              |
|---|--|-------------------|---------------------|----------------|
| Carrier Deposits  | Cash deposits prepared per day for transport to US Bank.   | 19                | \$ 133,155          | 3.07%          |
| Remote Deposits   | Scanned batches of checks payments made at the customer service counter  | 19                | 1,020,346           | 23.56%         |
| EBOX  | Batches of electronic customer payments posted to customer accounts at US Bank.  | 19                | 296,667             | 6.85%          |
| PAYMENTUS - IVR / Paymentus / Walk-in Credit Card payment | Customer payments by credit cards and ACH / eCheck payments through an Interactive Voice Response system using a touchtone phone. Payments originated from Merchant online service | 13,400            | 2,014,094           | 46.51%         |
| Lockbox Deposits  | Batches of customer payments mailed in to US Bank's lockbox  | 19                | 855,632             | 19.76%         |
| Pay Near Me   | Cash payment service that allows customers to pay at a local 7-Eleven, CVS, Walmart or Family Dollar stores.   | 84                | 10,941              | 0.25%          |
| <b>Total Revenue per Bank</b>                             |  |                   | <b>\$ 4,330,835</b> | <b>100.00%</b> |
| Recon to RUA Recap:                                       |  |                   |                     |                |
| Adj detailed in RUA                                       |  |                   | (536,643)           |                |
| Prior mo. Correction                                      |  |                   |                     |                |
|   |  |                   |                     |                |
| <b>RUA increase in Cash</b>                               |  |                   | <b>\$ 3,794,191</b> |                |

*includes property tax check*

*Transaction Counts for Carrier Deposits, Remote Deposits, UB Bill Conc Service (EBOX), and Lockbox Deposits reflect number of batches deposited to the bank. Transaction counts for credit card POS, IVR, and Pay-Near-Me transactions are per number of customer payments. IVR payments are received and process by Paymentus on the day the transactions are made. General ledger are posted and accounted for the following day the payments are processed.*

**F. Payment Collection Method – Fiscal Year to Date**

|                              | Jul 2025           | Aug 2025           | SEPT 2025           | OCT 2025            | NOV 2025            | DEC 2025            | JAN 2026            | FEB 2026            | Total               | %              |
|------------------------------|--------------------|--------------------|---------------------|---------------------|---------------------|---------------------|---------------------|---------------------|---------------------|----------------|
| Carrier Deposits             | \$ 144,793         | \$ 140,286         | \$ 155,654          | \$ 147,234          | \$ 103,022          | \$ 142,623          | \$ 127,207          | \$ 133,155          | \$ 1,093,972        | 3.39%          |
| Remote Deposits              | 499,489            | 241,420            | 686,008             | 995,009             | 311,584             | 762,404             | 510,265             | 1,020,346           | \$ 5,026,524        | 15.57%         |
| EBOX                         | 407,888            | 286,741            | 367,169             | 378,253             | 237,351             | 341,059             | 269,016             | 296,667             | \$ 2,584,145        | 8.00%          |
| Paymentus, IVR, Credit Cards | 2,118,383          | 1,853,657          | 2,370,061           | 2,278,360           | 1,572,041           | 2,080,662           | 1,722,987           | 2,014,094           | \$ 16,010,245       | 49.59%         |
| Lockbox Deposits             | 1,176,928          | 904,658            | 1,003,875           | 1,162,475           | 707,921             | 848,106             | 822,102             | 855,632             | \$ 7,481,697        | 23.18%         |
| Pay Near Me                  | 11,821             | 11,616             | 14,142              | 11,316              | 9,254               | 11,254              | 5,868               | 10,941              | \$ 86,213           | 0.27%          |
| <b>Total Revenue to Bank</b> | <b>\$4,359,302</b> | <b>\$3,438,377</b> | <b>\$ 4,596,910</b> | <b>\$ 4,972,646</b> | <b>\$ 2,941,173</b> | <b>\$ 4,186,107</b> | <b>\$ 3,457,446</b> | <b>\$ 4,330,835</b> | <b>\$32,282,797</b> | <b>100.00%</b> |
| NSF                          | (10,757)           | (15,745)           | (17,442)            | (15,892)            | (14,628)            | (20,682)            | (31,415)            | 19,746              | \$ (106,815)        |                |
| <b>Net deposits</b>          | <b>\$4,348,546</b> | <b>\$3,422,632</b> | <b>\$ 4,579,468</b> | <b>\$ 4,956,754</b> | <b>\$ 2,926,545</b> | <b>\$ 4,165,425</b> | <b>\$ 3,426,031</b> | <b>\$ 4,350,580</b> | <b>\$32,175,981</b> |                |

**G. Cash Collections on Behalf of the City of Rialto-Prior Year Comparison**

|              | Feb 2026         | Feb 2025          | Variance           |
|--------------|------------------|-------------------|--------------------|
| UUT Water    | \$ 20,041        | \$ 49,244         | \$ (29,203)        |
| UUT Sewer    | 28,762           | 94,238            | (65,476)           |
| Ambulance    | 5,856            | 4,178             | 1,678              |
| <b>Total</b> | <b>\$ 54,658</b> | <b>\$ 147,660</b> | <b>\$ (93,002)</b> |

**H. Non-Rate Revenue + Utility Revenue Collections Prior Year Comparison**

|                                      | Feb 2026           | Feb 2025           | Variance          |
|--------------------------------------|--------------------|--------------------|-------------------|
| Non-Rate / Extra Territorial Revenue | \$ 289,358         | \$ 261,726         | \$ 27,632         |
| Utility Revenue                      | \$3,450,175        | \$3,301,670        | 148,505           |
| <b>Total</b>                         | <b>\$3,739,533</b> | <b>\$3,563,396</b> | <b>\$ 176,137</b> |

**I. Non-Rate Revenue + Utility Revenue Collected Fiscal Year-to-Date**

|                                      | Jul 2025           | Aug 2025           | Sept 2025          | Oct 2025            | Nov 2025            | Dec 2025            | Jan 2026            | Feb 2026            | Total                |
|--------------------------------------|--------------------|--------------------|--------------------|---------------------|---------------------|---------------------|---------------------|---------------------|----------------------|
| <b>Non-Rate Revenue</b>              |                    |                    |                    |                     |                     |                     |                     |                     |                      |
| Cell Tower Rent, Lease               | 21,485             | 17,154             | 15,080             | 53,897              | 13,580              | 14,324              | 4,330               | 14,897              | 154,748              |
| Interest Income                      | -                  | -                  | -                  | -                   | -                   | -                   | -                   | -                   | -                    |
| NRR-FOG                              | -                  | -                  | -                  | -                   | -                   | -                   | -                   | -                   | -                    |
| Municipal Water Sales                | -                  | -                  | -                  | -                   | -                   | 349,264             | -                   | -                   | 349,264              |
| Extra Terr- Sewage                   | 169,483            | 6,711              | 107,820            | 583,011             | 35,551              | 174,217             | 170,577             | 257,617             | 1,504,987            |
| Non-Rate Misc Water                  | -                  | -                  | -                  | -                   | -                   | -                   | 1,032               | -                   | 1,032                |
| Abatement of Expenses                | -                  | -                  | -                  | -                   | -                   | -                   | -                   | -                   | -                    |
| Water Meter Lost/Damaged/Repl        | 22,650             | 17,176             | 13,295             | 16,075              | 14,366              | 1,557               | 10,659              | 10,065              | 105,844              |
| Misc Fees - New Occ., Same Day Svc   | 10,815             | 7,182              | 7,522              | 9,355               | 6,949               | 7,834               | 6,896               | 6,779               | 63,331               |
| Miscellaneous Revenue - Sewer        | -                  | -                  | -                  | -                   | -                   | 5                   | -                   | -                   | 5                    |
| NSF                                  | -                  | -                  | -                  | -                   | -                   | -                   | 40                  | -                   | 40                   |
| <b>Total Non-Rate Revenue</b>        | <b>\$ 224,433</b>  | <b>\$ 48,223</b>   | <b>\$ 143,717</b>  | <b>\$ 662,339</b>   | <b>\$ 70,447</b>    | <b>\$ 547,200</b>   | <b>\$ 193,534</b>   | <b>\$ 289,358</b>   | <b>2,179,251</b>     |
| <b>Utility Revenue</b>               |                    |                    |                    |                     |                     |                     |                     |                     |                      |
| Water Penalty                        | 30,460             | 33,752             | 31,754             | 37,988              | 34,640              | 29,186              | 27,933              | 28,838              | 254,551              |
| Sewer Penalty                        | 74,191             | 48,802             | 42,100             | 54,993              | 40,418              | 43,022              | 48,483              | 41,187              | 393,196              |
| Turf Removal, Hi-Eff Rebate          | (100)              | -                  | -                  | -                   | -                   | -                   | -                   | (100)               | (200)                |
| Water Deposits Billed                | 16,142             | 15,863             | 16,027             | 17,938              | 13,085              | 7,527               | 16,427              | 13,248              | 116,257              |
| Hydrant Deposits                     | 315                | 158                | 161                | 68                  | -                   | 197                 | -                   | 702                 | 1,601                |
| Sewer Deposits Paid                  | -                  | -                  | -                  | -                   | -                   | -                   | -                   | -                   | -                    |
| Sewer Deposits Billed                | 16,204             | 16,667             | 15,480             | 15,055              | 12,065              | 9,677               | 12,804              | 12,711              | 110,663              |
| Water                                | 1,329,427          | 1,148,584          | 1,723,704          | 1,493,556           | 835,225             | 1,291,024           | 970,084             | 1,197,349           | 9,988,953            |
| Sewer                                | 2,760,649          | 1,949,745          | 2,492,623          | 2,526,711           | 1,594,009           | 2,385,765           | 2,006,500           | 2,296,925           | 18,012,927           |
| Unapplied Credits                    | 26,588             | 50,012             | 109,984            | 80,529              | 180,113             | (93,772)            | 63,577              | (141,671)           | 275,360              |
| Bad Debt Sewer                       | -                  | -                  | -                  | -                   | -                   | -                   | -                   | 985                 | 985                  |
| Bad Debt Water                       | -                  | -                  | -                  | -                   | -                   | -                   | -                   | -                   | -                    |
| Tax Roll Sewer                       | -                  | -                  | -                  | -                   | -                   | -                   | -                   | -                   | -                    |
| Collection Agency - Water            | -                  | -                  | -                  | -                   | -                   | -                   | -                   | -                   | -                    |
| Collection Agency - Sewer            | -                  | -                  | -                  | -                   | -                   | -                   | -                   | -                   | -                    |
| Collection Agency - Misc Water       | -                  | -                  | -                  | -                   | -                   | -                   | -                   | -                   | -                    |
| <b>Total Utility Revenue</b>         | <b>\$4,253,876</b> | <b>\$3,263,582</b> | <b>\$4,431,832</b> | <b>\$ 4,226,839</b> | <b>\$ 2,709,556</b> | <b>\$ 3,672,625</b> | <b>\$ 3,145,808</b> | <b>\$ 3,450,175</b> | <b>\$ 29,154,293</b> |
| <b>Total Non-Rate + Utility Rev.</b> | <b>4,478,309</b>   | <b>3,311,805</b>   | <b>4,575,549</b>   | <b>4,889,178</b>    | <b>2,780,002</b>    | <b>4,219,825</b>    | <b>3,339,342</b>    | <b>3,739,533</b>    | <b>31,333,544</b>    |

**J. Increase in Cash Collections and Fund Distribution—Prior Year Comparison**

|                      | Increase to Cash per Incode | Adjustments Required to GL Cash | Fund 660-Sewer | Fund 670-Water | Total Cash Per GL | Adjustments To Match RUA to Bank | Cash/CC/Cks Deposit To Bank |
|----------------------|-----------------------------|---------------------------------|----------------|----------------|-------------------|----------------------------------|-----------------------------|
| <b>February 2026</b> | 3,794,191                   | 20,115                          | 2,489,080      | 1,284,996      | 3,794,191         | 536,643                          | <b>4,330,835</b>            |
| <b>February 2025</b> | 3,711,056                   | 10,534                          | 2,465,556      | 1,234,966      | 3,711,056         | 39,624                           | <b>3,750,680</b>            |

**K. Non-Rate and Extraterritorial Customer Accounts Receivable Aging**

| Name                               | Total as of<br>2/28/2026 | Current           | 31 to 60 days    | 61 to 90 days | >90 days         |
|------------------------------------|--------------------------|-------------------|------------------|---------------|------------------|
| AT&T - Easton                      | \$ -                     | -                 | -                | -             | -                |
| Cedar House                        | 13,862                   | 7,057             | 6,805            | -             | -                |
| CITY OF FONTANA                    | 131,182                  | 131,182           | -                | -             | -                |
| Colton Unified School District     | -                        | -                 | -                | -             | -                |
| County of San Bernardino-CSA 70 BL | 20,948                   | -                 | 20,948           | -             | -                |
| Rialto BioEnergy Facilities        | 48,250                   | 10,750            | 37,500           | -             | -                |
| Sprint-Nextel                      | 5,530                    | -                 | -                | -             | 5,530            |
| San Bernardino Co Waste System Div | 7,544                    | -                 | -                | -             | 7,544            |
| SB Valley Mun Water District       | -                        | -                 | -                | -             | -                |
| Vertical Bridge Holdco, LLC (CIG)  | 5,661                    | 2,830             | 2,830            | -             | -                |
| <b>Grand Total</b>                 | <b>\$ 232,976</b>        | <b>\$ 151,819</b> | <b>\$ 68,083</b> | <b>\$ -</b>   | <b>\$ 13,074</b> |

**AT&T** makes annual payment of one cell tower rent and monthly dues on the other.

**Social Science Service (Cedar House)** has been contacted for the outstanding balance.

**City of Fontana** is current with its obligations.

**Colton Unified School District** has no balance due.

**County of San Bernardino** has been contacted for the unpaid balance.

**Rialto Bioenergy Solutions** has been contacted regarding the unpaid rent.

**Vertical Bridge Holdco, LLC and Sprint:** Vertical Bridge and Sprint have been contacted for open Invoices as well.

**San Bernardino County Waste System Division's** has no balance due.

**RIALTO WATER**  
**MONTHLY OPERATIONS REPORT**

**Reporting Period:**

**February 2026**

**Prepared for: Rialto Water Services**

**Prepared by: Veolia Water West Operating Services**

**RIALTO WATER**  
**OPERATIONS AND MAINTENANCE REPORT**

**Contents**

|       |   |    |
|-------|---|----|
| I.    | EXECUTIVE SUMMARY   | 3  |
| A.    | Water Production Totals   | 4  |
| B.    | Static Water Levels   | 6  |
| II.   | REGULATORY  | 7  |
| A.    | Regulatory Submittals   | 7  |
| B.    | Sample Site Location Results  | 8  |
| C.    | Violations  | 10 |
| D.    | Source Water Total Dissolved Solids (TDS)   | 10 |
| III.  | HEALTH AND SAFETY   | 10 |
| A.    | Monthly Safety Program Overview   | 10 |
| IV.   | CHEMICAL USE  | 10 |
| V.    | ELECTRICAL USE  | 11 |
| VI.   | WATER QUALITY COMPLAINTS  | 11 |
| VII.  | OPERATIONS UPDATE   | 11 |
| A.    | Operational Wells   | 12 |
| B.    | Valve Activity  | 12 |
| C.    | Hydrant Flushing  | 12 |
| D.    | Sanitary Survey   | 13 |
| VIII. | ASSET MANAGEMENT  | 13 |
| A.    | Main Breaks, Service Leaks, Adverse Water Quality and Health/Safety Issues, Customer call outs ,<br>Hydrant hits. | 13 |
| B.    | Major Equipment and/or Machinery Outages  | 14 |
| IX.   | RAINFALL TOTALS   | 14 |

**RIALTO WATER**

**MONTHLY OPERATIONS REPORT**

**I. EXECUTIVE SUMMARY**

Highlights of this month's Water O&M report include the following:

- The water distribution network achieved compliance with all permit requirements.
- No sample anomalies that require secondary sampling.
- No significant issues with water availability. The purchasing of water remained consistent and daily equalization tanks levels remained at anticipated volume for customer availability.
- The Preventative Maintenance Program, as well as Valve Exercising, continues to identify areas of focus for our Routine Repair and Replacement.

## A. Water Production Totals

Total water delivered into the Rialto system this month was 626.31 acre-feet. 544.79 acre-feet was delivered into the system from the groundwater wells (City 4A production is included in the well total). 19.17 acre-feet was delivered via the BLF transmission system (City 4A production has been deducted). 62.35 acre-feet came from the OPRTP.

| February 2026 DAILY PRODUCTION TOTALS IN ACRE FEET |               |             |              |             |              |               |                   |                     |              |                    |                    |
|--|---------------|-------------|--------------|-------------|--------------|---------------|-------------------|---------------------|--------------|--------------------|--------------------|
| DATE   | Chino 2       | City 2      | Rialto 3     | Rialto 5    | Miro 3       | EW-1          | Delivered Via BLF |                     |              | OPRTP <sup>2</sup> | TOTAL <sup>3</sup> |
|  |               |             |              |             |              |               | City 4A           | Purchased           |              |                    |                    |
|  |               |             |              |             |              |               | 9                 | Cactus <sup>1</sup> |              |                    |                    |
| 2/1/26   | 6.01          | 0.00        | 7.16         | 0.00        | 0.00         | 0.00          | 10.01             | 5.19                | 5.14         | 3.20               | 26.71              |
| 2/2/26   | 5.58          | 4.48        | 5.99         | 0.00        | 0.00         | 0.00          | 8.85              | 8.65                | 3.63         | 2.31               | 30.64              |
| 2/3/26   | 4.11          | 2.44        | 6.01         | 0.00        | 0.00         | 0.00          | 4.28              | 1.93                | 3.31         | 3.00               | 20.80              |
| 2/4/26   | 5.07          | 0.00        | 6.66         | 0.00        | 0.00         | 0.00          | 9.14              | 6.06                | 3.99         | 3.48               | 25.26              |
| 2/5/26   | 5.26          | 0.00        | 6.47         | 0.00        | 0.00         | 0.00          | 8.18              | 0.39                | 3.26         | 2.98               | 18.36              |
| 2/6/26   | 5.26          | 0.00        | 6.27         | 0.00        | 5.80         | 0.00          | 10.02             | 7.62                | 3.12         | 2.68               | 30.74              |
| 2/7/26   | 5.92          | 0.00        | 6.50         | 0.00        | 6.03         | 0.00          | 9.19              | 2.80                | 4.87         | 3.44               | 29.56              |
| 2/8/26   | 5.42          | 0.00        | 6.77         | 0.00        | 5.84         | 0.00          | 10.43             | 5.92                | 4.06         | 3.36               | 31.38              |
| 2/9/26   | 4.11          | 0.00        | 7.21         | 0.00        | 6.93         | 0.00          | 7.09              | 6.11                | 3.10         | 3.37               | 30.83              |
| 2/10/26  | 5.56          | 0.00        | 3.19         | 0.00        | 5.07         | 0.00          | 8.79              | 5.07                | 2.80         | 2.69               | 24.39              |
| 2/11/26  | 4.80          | 0.00        | 3.79         | 0.00        | 1.38         | 4.91          | 5.57              | 1.06                | 2.64         | 3.05               | 21.62              |
| 2/12/26  | 6.52          | 0.00        | 0.00         | 0.00        | 0.00         | 6.59          | 10.62             | 1.26                | 2.20         | 3.60               | 20.17              |
| 2/13/26  | 5.03          | 0.00        | 0.00         | 0.00        | 0.00         | 4.99          | 7.88              | 2.98                | 2.32         | 2.45               | 17.76              |
| 2/14/26  | 4.20          | 0.00        | 0.00         | 0.00        | 0.00         | 6.36          | 10.95             | 3.47                | 3.28         | 3.48               | 20.79              |
| 2/15/26  | 6.27          | 0.00        | 0.00         | 0.00        | 0.00         | 6.14          | 7.51              | 6.66                | 2.11         | 2.81               | 23.99              |
| 2/16/26  | 0.07          | 0.00        | 0.00         | 0.00        | 0.00         | 6.21          | 7.38              | 9.39                | 2.94         | 0.84               | 19.45              |
| 2/17/26  | 0.00          | 0.00        | 0.00         | 0.00        | 0.00         | 7.05          | 8.31              | 0.00                | 2.20         | 2.67               | 11.92              |
| 2/18/26  | 0.00          | 0.00        | 0.00         | 0.00        | 0.00         | 5.82          | 9.70              | 13.48               | 2.02         | 0.00               | 21.31              |
| 2/19/26  | 0.00          | 0.00        | 0.00         | 0.00        | 0.00         | 6.15          | 10.43             | 7.62                | 2.89         | 0.00               | 16.66              |
| 2/20/26  | 4.06          | 0.00        | 0.00         | 0.00        | 4.31         | 5.66          | 9.76              | 1.79                | 1.72         | 0.00               | 17.55              |
| 2/21/26  | 5.85          | 0.00        | 0.00         | 0.00        | 4.99         | 6.26          | 7.16              | 3.97                | 2.66         | 2.24               | 25.98              |
| 2/22/26  | 5.14          | 0.00        | 0.00         | 0.00        | 5.05         | 6.33          | 7.56              | 5.69                | 2.66         | 3.95               | 28.83              |
| 2/23/26  | 5.60          | 0.00        | 0.00         | 0.00        | 0.29         | 6.24          | 3.02              | 3.12                | 2.59         | 2.74               | 20.59              |
| 2/24/26  | 4.98          | 0.00        | 0.00         | 0.00        | 0.00         | 6.92          | 7.09              | 0.00                | 2.34         | 3.29               | 17.54              |
| 2/25/26  | 4.59          | 0.00        | 0.00         | 0.00        | 0.00         | 5.36          | 9.24              | 1.56                | 2.62         | 0.73               | 14.86              |
| 2/26/26  | 5.33          | 0.00        | 0.00         | 0.00        | 0.00         | 6.19          | 8.79              | 1.74                | 3.24         | 0.00               | 16.50              |
| 2/27/26  | 5.14          | 0.00        | 0.00         | 0.00        | 0.00         | 6.08          | 9.31              | 4.48                | 3.28         | 0.00               | 18.98              |
| 2/28/26  | 6.34          | 0.00        | 0.00         | 0.00        | 5.01         | 6.49          | 9.36              | 1.10                | 4.20         | 0.00               | 23.14              |
|  | 0.00          | 0.00        | 0.00         | 0.00        | 0.00         | 0.00          | 0.00              | 0.00                | 0.00         | 0.00               | 0.00               |
|  | 0.00          | 0.00        | 0.00         | 0.00        | 0.00         | 0.00          | 0.00              | 0.00                | 0.00         | 0.00               | 0.00               |
|  | 0.00          | 0.00        | 0.00         | 0.00        | 0.00         | 0.00          | 0.00              | 0.00                | 0.00         | 0.00               | 0.00               |
| <b>TOTAL</b>                                       | <b>126.22</b> | <b>6.92</b> | <b>66.02</b> | <b>0.00</b> | <b>50.71</b> | <b>109.75</b> | <b>235.63</b>     | <b>119.12</b>       | <b>85.22</b> | <b>62.35</b>       | <b>626.31</b>      |
| <b>MIN</b>   | <b>0.00</b>   | <b>0.00</b> | <b>0.00</b>  | <b>0.00</b> | <b>0.00</b>  | <b>0.00</b>   | <b>0.00</b>       | <b>0.00</b>         | <b>0.00</b>  | <b>0.00</b>        | <b>0.00</b>        |
| <b>MAX</b>   | <b>6.52</b>   | <b>4.48</b> | <b>7.21</b>  | <b>0.00</b> | <b>6.93</b>  | <b>7.05</b>   | <b>10.95</b>      | <b>13.48</b>        | <b>5.14</b>  | <b>3.95</b>        | <b>31.38</b>       |
| <b>AVE</b>   | <b>4.07</b>   | <b>0.22</b> | <b>2.13</b>  | <b>0.00</b> | <b>1.64</b>  | <b>3.54</b>   | <b>7.60</b>       | <b>3.84</b>         | <b>2.75</b>  | <b>2.01</b>        | <b>20.20</b>       |

<sup>1</sup> Measured at point of connection at Cactus Reservoir site including production from City 4A. Amount may vary compared to billing.

<sup>2</sup> Measured at point of connection at Cedar Reservoir site. Amount may vary as compared to billing.

<sup>3</sup> City 4A is not included in total. It has been accounted for in the Purchased total.

**FEBRUARY 2026 DAILY BOOSTER TOTALS IN ACRE FEET**

| <b>DATE</b>  | <b>Booster 1</b> | <b>Booster 2</b> | <b>Booster 3</b> | <b>Booster 4</b> | <b>Booster 5</b> | <b>Booster 6-9</b> | <b>Booster 10</b> | <b>Booster 11</b> |
|--------------|------------------|------------------|------------------|------------------|------------------|--------------------|-------------------|-------------------|
| 2/1/26       | 0.00             | 0.00             | 6.89             | 0.00             | 0.00             | 5.19               | 0.00              | 0.00              |
| 2/2/26       | 0.00             | 0.00             | 5.05             | 0.00             | 0.00             | 8.65               | 0.00              | 0.00              |
| 2/3/26       | 0.00             | 0.00             | 3.48             | 0.00             | 0.00             | 1.93               | 0.00              | 0.00              |
| 2/4/26       | 0.00             | 0.00             | 4.47             | 0.00             | 0.00             | 6.06               | 0.00              | 0.00              |
| 2/5/26       | 0.00             | 0.00             | 0.00             | 0.00             | 4.19             | 0.39               | 0.00              | 0.00              |
| 2/6/26       | 0.00             | 0.00             | 3.36             | 0.00             | 0.27             | 7.62               | 0.00              | 0.00              |
| 2/7/26       | 0.00             | 0.00             | 0.00             | 0.00             | 1.54             | 2.80               | 0.00              | 0.00              |
| 2/8/26       | 0.00             | 0.00             | 0.00             | 0.00             | 0.00             | 5.92               | 0.00              | 0.00              |
| 2/9/26       | 0.00             | 0.00             | 2.90             | 0.00             | 0.00             | 6.11               | 0.00              | 0.00              |
| 2/10/26      | 0.00             | 0.00             | 1.99             | 0.00             | 0.00             | 5.07               | 0.00              | 0.00              |
| 2/11/26      | 0.00             | 0.00             | 0.00             | 0.00             | 0.40             | 1.06               | 0.00              | 0.00              |
| 2/12/26      | 0.00             | 0.00             | 0.00             | 0.00             | 5.09             | 1.26               | 0.00              | 0.00              |
| 2/13/26      | 0.00             | 0.00             | 0.00             | 0.00             | 4.73             | 2.98               | 0.00              | 0.00              |
| 2/14/26      | 0.00             | 0.00             | 0.68             | 0.00             | 3.47             | 3.47               | 0.00              | 0.00              |
| 2/15/26      | 0.00             | 0.00             | 4.69             | 0.00             | 0.00             | 6.66               | 0.00              | 0.00              |
| 2/16/26      | 0.00             | 0.00             | 5.89             | 0.00             | 0.00             | 9.39               | 0.00              | 0.00              |
| 2/17/26      | 0.00             | 0.00             | 5.89             | 0.00             | 0.00             | 0.00               | 0.00              | 0.00              |
| 2/18/26      | 0.00             | 0.00             | 3.09             | 0.00             | 0.00             | 13.48              | 0.00              | 0.00              |
| 2/19/26      | 0.00             | 0.00             | 3.84             | 0.00             | 1.21             | 7.62               | 0.00              | 0.00              |
| 2/20/26      | 0.00             | 0.00             | 0.38             | 0.00             | 1.87             | 1.79               | 0.00              | 0.00              |
| 2/21/26      | 0.00             | 0.00             | 0.00             | 0.00             | 4.58             | 3.97               | 0.00              | 0.00              |
| 2/22/26      | 0.00             | 0.00             | 2.08             | 0.00             | 0.00             | 5.69               | 0.00              | 0.00              |
| 2/23/26      | 0.00             | 0.00             | 2.90             | 0.00             | 0.00             | 3.12               | 0.00              | 0.00              |
| 2/24/26      | 0.00             | 0.00             | 0.00             | 0.00             | 6.05             | 0.00               | 0.00              | 0.00              |
| 2/25/26      | 0.00             | 0.00             | 0.00             | 0.00             | 3.41             | 1.56               | 0.00              | 0.00              |
| 2/26/26      | 0.00             | 0.00             | 0.00             | 0.00             | 5.19             | 1.74               | 0.00              | 0.00              |
| 1/27/26      | 0.00             | 0.00             | 0.29             | 0.00             | 4.87             | 4.48               | 0.00              | 0.00              |
| 2/28/26      | 0.00             | 0.00             | 2.56             | 0.00             | 3.59             | 1.10               | 0.00              | 0.00              |
|              | 0.00             | 0.00             | 0.00             | 0.00             | 0.00             | 0.00               | 0.00              | 0.00              |
|              | 0.00             | 0.00             | 0.00             | 0.00             | 0.00             | 0.00               | 0.00              | 0.00              |
|              | 0.00             | 0.00             | 0.00             | 0.00             | 0.00             | 0.00               | 0.00              | 0.00              |
| <b>TOTAL</b> | <b>0.00</b>      | <b>0.00</b>      | <b>149.25</b>    | <b>0.00</b>      | <b>40.11</b>     | <b>108.97</b>      | <b>0.06</b>       | <b>0.00</b>       |
| <b>MIN</b>   | <b>0.00</b>      | <b>0.00</b>      | <b>0.00</b>      | <b>0.00</b>      | <b>0.00</b>      | <b>0.00</b>        | <b>0.00</b>       | <b>0.00</b>       |
| <b>MAX</b>   | <b>0.00</b>      | <b>0.00</b>      | <b>17.79</b>     | <b>0.00</b>      | <b>6.98</b>      | <b>9.82</b>        | <b>0.04</b>       | <b>0.00</b>       |
| <b>AVE</b>   | <b>0.00</b>      | <b>0.00</b>      | <b>4.98</b>      | <b>0.00</b>      | <b>1.29</b>      | <b>3.52</b>        | <b>0.00</b>       | <b>0.00</b>       |

## B. Static Water Levels

All City of Rialto wells are sounded each month, both active and inactive well sites. Depth-to-water is measured from the well head to the static water surface. Increases in depth-to-water represent a decrease in static water level.

| <b>Well levels</b>                        |  |            |            |            |            |            |            |            |            |            |             |            |            |            |            |            |
|---|--|------------|------------|------------|------------|------------|------------|------------|------------|------------|-------------|------------|------------|------------|------------|------------|
| <b>Wells Depth to Pump</b>                | <b>Historical Maximum Depth to Water</b> | <b>Dec</b> | <b>Jan</b> | <b>Feb</b> | <b>Mar</b> | <b>Apr</b> | <b>May</b> | <b>Jun</b> | <b>Jul</b> | <b>Aug</b> | <b>Sept</b> | <b>Oct</b> | <b>Nov</b> | <b>Dec</b> | <b>Jan</b> | <b>FEB</b> |
| Chino # 1 (580 ft) <b>In-active well</b>  | <b>429'</b>                              | 410'       | 412'       | 414'       | 414'       | 413'       | 413'       | 413'       | 411'       | 410'       | 410'        | 410'       | 411'       | 411'       | 411'       | 410'       |
| Chino # 2 (493 ft)                        | <b>369'</b>                              | 342'       | 341'       | 335'       | 338'       | 335'       | 337'       | 334'       | 334'       | 333'       | 331'        | 333'       | 334'       | 334'       | 321'       | 334'       |
| City # 1 (260 ft)                         | <b>392'</b>                              | 121'       | 126'       | 121'       | 122'       | 119'       | 117'       | 119'       | 121'       | 120'       | 120'        | 122'       | 122'       | 117'       | 121'       | 126'       |
| City # 2 (500 ft)                         | <b>402'</b>                              | 147'       | 146'       | 128'       | 130'       | 128'       | 122'       | 129'       | 131'       | 125'       | 126'        | 126'       | 126'       | 128'       | 130'       | 128'       |
| City # 3 (525 ft) <b>Out of Service</b>   | <b>505'</b>                              | 414'       | 414'       | 415'       | 416'       | 416'       | 414'       | 417'       | 418'       | 418'       | 417'        | 417''      | 417'       | 417'       | 420'       | 411'       |
| City # 4A (528 ft)                        | <b>406'</b>                              | 381'       | 374'       | 377'       | 375'       | 373'       | 362'       | 367'       | 370'       | 366'       | 360'        | 359'       | 363'       | 362'       | 362'       | 361'       |
| City # 5 (385 ft) <b>In-active well</b>   | <b>364'</b>                              | 318'       | 318'       | 321'       | 318'       | 318'       | 316'       | 316'       | 316'       | 316'       | 317'        | 318'       | 319'       | 317'       | 317'       | 314'       |
| Rialto # 1 (650 ft) <b>In-active well</b> | <b>588'</b>                              | 561'       | 555'       | 571'       | 569'       | 565'       | 563'       | 564'       | 565'       | 562'       | 563'        | 566'       | 566'       | 565'       | 566'       | 564'       |
| Rialto # 2 (550 ft) <b>In-active well</b> | <b>502'</b>                              | 499'       | 501'       | 496'       | 495'       | 502'       | 496'       | 498'       | 498'       | 497'       | 496'        | 494'       | 496'       | 495'       | 496'       | 497'       |
| Rialto # 3 (569 ft)                       | <b>478'</b>                              | 472'       | 473'       | 473'       | 472'       | 472'       | 470'       | 470'       | 472'       | 471'       | 471'        | 474'       | 474'       | 474'       | 475'       | 471'       |
| Rialto # 4 (450 ft) <b>In-active well</b> | <b>418'</b>                              | 413'       | 414'       | 415'       | 416'       | 415'       | 415'       | 414'       | 413'       | 414'       | 413'        | 412'       | 412'       | 412'       | 411'       | 410'       |
| Rialto # 5 (560 ft)                       | <b>387'</b>                              | 385'       | 385'       | 384'       | 384'       | 386'       | 386'       | 387'       | 387'       | 387'       | 386'        | 386'       | 386'       | 386'       | 385'       | 382'       |
| Rialto Well # 7 <b>In-active well</b>     | <b>362'</b>                              | 362'       | 360'       | 360'       | 359'       | 353'       | 356'       | 354'       | 356'       | 357'       | 357'        | 357'       | 359'       | 359'       | 359'       | 360'       |
| Miro # 3 (563 ft)                         | <b>492'</b>                              | 484'       | 484'       | 484'       | 484'       | 483'       | 483'       | 481'       | 480'       | 479'       | 480'        | 480'       | 478'       | 481'       | 480'       | 483'       |
| EW-1 (650 ft)                             | <b>480'</b>                              | 475'       | 474'       | 472'       | 475'       | 475'       | 474'       | 475'       | 460'       | 471'       | 467'        | 480'       | 477'       | 478'       | 479'       | 472'       |

## II. REGULATORY

All State of California and public health agency regulatory requirements were met, with the exception of a missed sample at Chino Well#2. Under review from DDW

### A. Regulatory Submittals

- Monthly Summary of Distribution System Coliform Monitoring
- NPDES Discharge Letter
- Conservation SAFER Report

| Sample Test Result Standards  |                  |                                |                           |
|---|------------------|--------------------------------|---------------------------|
| Type of Sampling  | Units of Measure | Detectable Limit for Reporting | Maximum Contaminant Level |
| Total Coliform  | A                | --                             | --                        |
| E. Coli   | A                | --                             | --                        |
| Nitrate as N  | mg/L             | 0.20                           | 10                        |
| Perchlorate (CLO <sub>4</sub> )   | µg/L             | 1.0                            | 6.0                       |
| Total Dissolved Solids  | mg/L             | --                             | 500                       |
| P= Present<br>A= Absent<br>mg/L = parts per million<br>µg/L = parts per billion |                  |                                |                           |

| Sample Date<br>2/10/2026        | Sample Site Location Results |        |         |          |          |        |      |            |         |        |
|---------------------------------|------------------------------|--------|---------|----------|----------|--------|------|------------|---------|--------|
|                                 | Chino 2                      | City 2 | City 4A | Rialto 3 | Rialto 5 | Miro 3 | EW-1 | BLF Cactus | BLF 6-9 | OPRT P |
| Total Coliform                  | A                            | A      | A       | A        | A        | A      | A    | A          | A       | A      |
| E. Coli                         | A                            | A      | A       | A        | A        | A      | A    | A          | A       | A      |
| Nitrate as N                    | 3.4                          |        |         |          |          |        |      |            |         |        |
| Perchlorate (CLO <sub>4</sub> ) | <1.0*                        |        |         | 5.6*     | <1.0     | 6.7*   | 79*  |            |         |        |
| Total Dissolved Solids          | 240                          | 220    | 320     | 240      | 200      | 230    |      | 330        | 320     | 220    |

\*Sample is from the well head so it is before disinfection & treatment. Treatment is performed before it goes into the distribution system. Water going into the distribution system is <1.0 (non-detect).

## B. Sample Site Location Results

| <b>Rialto Distribution Sample Results</b> |                            |                       |                |                       |                       |                  |
|---|----------------------------|-----------------------|----------------|-----------------------|-----------------------|------------------|
| <b>FEBRUARY 2026</b>                      |                            |                       |                |                       |                       |                  |
| <b>Sample Location</b>                    | <b>Free Cl Res (Field)</b> | <b>Total Coliform</b> | <b>E. Coli</b> | <b>Apparent Color</b> | <b>Odor Threshold</b> | <b>Turbidity</b> |
|   | <b>mg/l</b>                | <b>P/A</b>            | <b>P/A</b>     | <b>Color Units</b>    | <b>TON</b>            | <b>NTU</b>       |
| <b>CYCLE 1 - 2/05/26</b>                  |                            |                       |                |                       |                       |                  |
| 335 W. Rialto                             | 1.10                       | A                     | A              |                       |                       |                  |
| 1228 W. Merrill                           | 1.10                       | A                     | A              |                       |                       |                  |
| 256 N. Fillmore                           | 1.10                       | A                     | A              |                       |                       |                  |
| 987 W. Grove                              | 1.40                       | A                     | A              |                       |                       |                  |
| 978 N. Driftwood                          | 1.30                       | A                     | A              |                       |                       |                  |
| 1451 N. Linden                            | 1.30                       | A                     | A              |                       |                       |                  |
| 469 W. Jackson                            | 1.20                       | A                     | A              |                       |                       |                  |
| 935 E. Mariposa                           | 1.00                       | A                     | A              |                       |                       |                  |
| 1000 N. Joyce                             | 1.10                       | A                     | A              |                       |                       |                  |
| 766 N. Chestnut                           | 1.00                       | A                     | A              |                       |                       |                  |
| 149 W. Victoria                           | 1.10                       | A                     | A              |                       |                       |                  |
| 313 E. McKinley                           | 1.10                       | A                     | A              |                       |                       |                  |
| 609 E. South                              | 1.00                       | A                     | A              |                       |                       |                  |
| 273 E. Alru                               | 1.10                       | A                     | A              |                       |                       |                  |
| 1161 S. Lilac                             | 1.20                       | A                     | A              |                       |                       |                  |
| 101 E. Valley                             | 1.00                       | A                     | A              |                       |                       |                  |
| <b>CYCLE 2 - 2/10/26</b>                  | <b>mg/l</b>                | <b>P/A</b>            | <b>P/A</b>     | <b>Color Units</b>    | <b>TON</b>            | <b>NTU</b>       |
| 210 N. Park                               | 1.20                       | A                     | A              |                       |                       |                  |
| 101 S. Larch                              | 1.20                       | A                     | A              |                       |                       |                  |
| 320 N. Wisteria                           | 1.20                       | A                     | A              |                       |                       |                  |
| 861 W. Grove                              | 1.00                       | A                     | A              |                       |                       |                  |
| 1168 N. Glenwood                          | 1.10                       | A                     | A              |                       |                       |                  |
| 1320 N. Fitzgerald                        | 1.10                       | A                     | A              |                       |                       |                  |
| 860 N. Willow                             | 1.10                       | A                     | A              |                       |                       |                  |
| 209 E. Cornell                            | 1.30                       | A                     | A              |                       |                       |                  |
| 643 E. Margarita                          | 1.10                       | A                     | A              |                       |                       |                  |
| 1170 N. Terrace Rd.                       | 1.10                       | A                     | A              |                       |                       |                  |
| 681 E. Erwin                              | 1.20                       | A                     | A              |                       |                       |                  |
| 402 E. Merrill                            | 1.20                       | A                     | A              |                       |                       |                  |
| 261 W. Wilson                             | 1.20                       | A                     | A              |                       |                       |                  |
| 532 S. Iris                               | 1.30                       | A                     | A              |                       |                       |                  |
| 281 W. Hawthorne                          | 1.20                       | A                     | A              |                       |                       |                  |
| 379 W. Valley                             | 1.10                       | A                     | A              |                       |                       |                  |

## Rialto Distribution Sample Results

FEBRUARY 2026

| Sample Location            | Free Cl Res<br>(Field) | Total<br>Coliform | E.<br>Coli | Apparent<br>Color | Odor<br>Threshold | Turbidity |
|----------------------------|------------------------|-------------------|------------|-------------------|-------------------|-----------|
|                            | mg/l                   | P/A               | P/A        | Color Units       | TON               | NTU       |
| <b>CYCLE 3 – 2/18/26</b>   |                        |                   |            |                   |                   |           |
| 236 N. Willow              | 1.50                   | A                 | A          |                   |                   |           |
| 775 E. Foothill            | 1.30                   | A                 | A          |                   |                   |           |
| 878 N. Primrose            | 1.60                   | A                 | A          |                   |                   |           |
| 369 E. Van Koevering       | 1.20                   | A                 | A          |                   |                   |           |
| 274 W. Valencia            | 1.30                   | A                 | A          |                   |                   |           |
| 1566 N. Fillmore           | 1.30                   | A                 | A          |                   |                   |           |
| 932 N. Idyllwild           | 1.20                   | A                 | A          |                   |                   |           |
| 644 N. Smoketree           | 1.10                   | A                 | A          |                   |                   |           |
| 605 W. Rosewood            | 1.20                   | A                 | A          |                   |                   |           |
| 1189 W. Second             | 1.20                   | A                 | A          |                   |                   |           |
| 775 W. Rialto              | 1.20                   | A                 | A          |                   |                   |           |
| 211 E. Wilson              | 1.20                   | A                 | A          |                   |                   |           |
| 595 E. Huff                | 1.20                   | A                 | A          |                   |                   |           |
| 1005 S. Riverside          | 1.20                   | A                 | A          |                   |                   |           |
| 794 S. Verde               | 1.20                   | A                 | A          |                   |                   |           |
| 1055 W. Bloomington        | 1.10                   | A                 | A          |                   |                   |           |
| <b>CYCLE 4 - 2/24/26</b>   |                        |                   |            |                   |                   |           |
| 375 S. Cactus              | 1.20                   | A                 | A          | <3.0              | 1                 | <0.10     |
| 101 S. Linden              | 1.00                   | A                 | A          | <3.0              | 1                 | <0.10     |
| 234 N. Larch               | 1.30                   | A                 | A          | <3.0              | 1                 | <0.10     |
| 575 N. Driftwood           | 1.20                   | A                 | A          | <3.0              | 1                 | <0.10     |
| 1355 W. Shamrock           | 1.20                   | A                 | A          | <3.0              | 1                 | <0.10     |
| 992 N. Yucca               | 1.30                   | A                 | A          | <3.0              | 1                 | <0.10     |
| 481 W. Cornell             | 1.30                   | A                 | A          | <3.0              | 1                 | <0.10     |
| 158. E. Shamrock           | 1.30                   | A                 | A          | <3.0              | 1                 | <0.10     |
| 749 E. Holly               | 1.30                   | A                 | A          | <3.0              | 1                 | <0.10     |
| 545 E. Victoria            | 1.20                   | A                 | A          | <3.0              | 1                 | <0.10     |
| 200 N. Sycamore            | 1.30                   | A                 | A          | <3.0              | 1                 | <0.10     |
| 407 E. Allen               | 1.20                   | A                 | A          | <3.0              | 1                 | <0.10     |
| 399 E. Montrose            | 1.00                   | A                 | A          | <3.0              | 1                 | <0.10     |
| 856 S. Orange              | 1.10                   | A                 | A          | <3.0              | 1                 | <0.10     |
| 911 S. Cactus              | 1.30                   | A                 | A          | <3.0              | 1                 | 0.14      |
| 220 W. Valley              | 1.20                   | A                 | A          | <3.0              | 1                 | 0.25      |
| P/A + Present or<br>Absent |                        |                   |            |                   |                   |           |

**C. Violations**

No violations were received during this reporting period.

**D. Source Water Total Dissolved Solids (TDS)**

Veolia has a goal of maintaining an acceptable blended TDS level between all its sources. This goal is achieved by shifting production to or from the lowest TDS wells or purchased low TDS water while adhering to the overall water supply strategy and meeting system demands. The TDS was 267 mg/L for the month of February as compared to 242 mg/L in January. The TDS levels are below the secondary maximum contaminant level requirements.

**III. HEALTH AND SAFETY**

**A. Monthly Safety Program Overview**

| Category                    | Monthly Statistic |
|-----------------------------|-------------------|
| Safety Training Topics      | LSR Q3<br>LSR Q4  |
| Lost Time Incidents, count* | 0                 |
| Recordable Incidents, count | 0                 |
| Near Miss Incidents, count  | 3                 |
| Vehicle Incidents, count    | 0                 |

\*A lost time incident has not occurred in the past 4370 days.

**IV. CHEMICAL USE**

Sodium hypochlorite is the only chemical added to the water system. A total of 1,981 gallons of sodium hypochlorite was used in February as compared to 2,082 gallons used in January.

**V. ELECTRICAL USE**

Southern California Edison (SCE) data for February 2026. We will provide the data as it is received, thus will include yearly usage received to date.

| SCE  |           | kWh          |
|------|-----------|--------------|
| Year | Month     | Billed Usage |
| 2025 | January   | 360,398      |
| 2025 | February  | 294,421      |
| 2025 | March     | 223,709      |
| 2025 | April     | 428,976      |
| 2025 | May       | 505,764      |
| 2024 | June      | 575,467      |
| 2025 | July      | 842,561      |
| 2025 | August    | 669,021      |
| 2025 | September | 752,171      |
| 2025 | October   | 654,454      |
| 2025 | November  | 734,743      |
| 2025 | December  | 647,384      |
| 2026 | January   | 592,795      |
| 2026 | February  | 571,451      |

**VI. WATER QUALITY COMPLAINTS**

No complaints were received during this reporting period.

**VII. OPERATIONS UPDATE**

The overall operational strategy is to meet the daily water demand. The City of Rialto water system has six operational wells, one of which is owned by the County of San Bernardino and operated by Veolia; Oliver P. Roemer Treatment Plant (OPRTP), which is jointly owned by the City (25%) and West Valley Water District (WVWD); purchased water through the Baseline Feeder (BLF) system from San Bernardino Valley Municipal Water District (SBVMWD); and, if required to meet demand, additional water can be supplied by the City of San Bernardino (CSB) through the BLF for emergency supply only with no guarantee of actual delivery. Water produced from City Well 4A discharges into the BLF and its production is included in deliveries from that shared transmission line when City Well 4A is in service.

The overall pumping strategy is based on adjudicated rights, well availability, remediation requirements, and quality of source, cost to operate, and varying weather conditions. TDS effluent concentrations for the City of Rialto WWTP are taken into consideration when operating the facilities and water sources.

**A. Operational Wells**

City well #2 will be out of service for 4 weeks to replace the upper pump column bearing; will return into service by March 2026.

**Valve Activity**

On the basis of information collected in 2019, Veolia now has a baseline assessment of all valves and has initiated a new cycle of valve exercising. Five valves were exercised in the month of December.

| <b>Valve Turning Progress</b> |                      |
|-------------------------------|----------------------|
|                               | <b>Valves Turned</b> |
| 2020                          | 530                  |
| 2021                          | 340                  |
| 2022                          | 463                  |
| 2023                          | 750                  |
| 2024                          | 379                  |
| 2025                          | 338                  |
| 2026                          | 134                  |

**B. Hydrant Flushing**

There are 63 hydrant/dead ends that are flushed annually to maintain water quality. All annual flushing will be completed by December 2026.

| <b>Hydrant/Dead End Flushing Progress</b> |             |
|---|-------------|
|   | <b>2026</b> |
| January                                   | 0           |
| February                                  | 0           |
| March                                     | 0           |
| April                                     | 0           |
| May                                       | 0           |
| June                                      | 0           |
| July                                      | 0           |
| August                                    | 0           |

|                         |          |
|-------------------------|----------|
| September               | 0        |
| October                 | 0        |
| November                | 0        |
| December                | 0        |
| <b>Total</b>            | <b>0</b> |
| <b>Progress % (100)</b> |          |

**C. Sanitary Survey**

DDW performed field site visits on May 22 and August 22, 2024. The results of the sanitary survey were received on September 19, 2024. All minor deficiencies have been corrected and submitted to DDW.

**VIII. ASSET MANAGEMENT**

The following work orders were completed by Water production staff for the month of February:

- Preventive Maintenance –268
- Corrective Maintenance –0
- Predictive Maintenance –0

– 268 PMs planned for March 2026

**A. Main Breaks, Service Leaks, Adverse Water Quality and Health/Safety Issues**

The following work orders were completed by Water distribution staff for the month of December:

- Main line – 0
- Service line – 4
- Hydrants replacements -4
- Angle Meter Stop – 12
- Meter Box & Lid Replacement – 0
- Meter Leaks/ Replacements – 14

**B. Customer Call Outs, Hydrant hits**

- Customer Call out's
- Meter leaks: – 4
- Request for Water to be turned off/ Turned On: – 7
- Leaks in the street: - 1
- Leaking Fire hydrant: - 1
- Hit/ sherd hydrant

**C. Major Equipment and/or Machinery Outages**

City well #2 out of service for 4 weeks to repair upper shaft bearing, will be back in service by first week of March

**IX. RAINFALL TOTALS**

California Irrigation Management Information System (CIMIS)

**CIMIS Monthly Report**

Rendered in ENGLISH Units.  
 February 2026 - February 2026  
 Printed on Wednesday, March 25, 2026

**Highland - Los Angeles Basin - Station 251**

| Month Year | Total ETo (in) | Total Precip (in) | Avg Sol Rad (Ly/day) | Avg Vap Pres (mBars) | Avg Max Air Temp (°F) | Avg Min Air Temp (°F) | Avg Air Temp (°F) | Avg Max Rel Hum (%) | Avg Min Rel Hum (%) | Avg Rel Hum (%) | Avg Dew Point (°F) | Avg Wind Speed (mph) | Avg Soil Temp (°F) |
|------------|----------------|-------------------|----------------------|----------------------|-----------------------|-----------------------|-------------------|---------------------|---------------------|-----------------|--------------------|----------------------|--------------------|
| Feb 2026   | 2.86           | 3.81              | 318                  | 9.2 K                | 73.2 K                | 46.4 K                | 59.1 K            | 79                  | 34                  | 55 K            | 41.8 K             | 3.3                  | 55.9 K             |
| Tots/Avgs  | 2.86           | 3.8               | 318                  | 9.2                  | 73.2                  | 46.4                  | 59.1              | 79                  | 34                  | 55              | 41.8               | 3.3                  | 55.9               |

| Flag Legend                          |                                      |                  |
|--------------------------------------|--------------------------------------|------------------|
| M - All Daily Values Missing         | K - One or More Daily Values Flagged |                  |
| J - One or More Daily Values Missing | L - Missing and Flagged Daily Values |                  |
| Conversion Factors                   |                                      |                  |
| W/sq.m = Ly/day/2.065                | inches * 25.4 = mm                   | (F-32) * 5/9 = c |
|                                      | mBars * 0.1 = kPa                    | --               |

| Date    | Weather |          |        |       |                 |
|---------|---------|----------|--------|-------|-----------------|
|         | Clear   | P.Cloudy | Cloudy | Notes | Rainfall (inch) |
| 2/1/26  | X       |          |        |       |                 |
| 2/2/26  | X       |          |        |       |                 |
| 2/3/26  | X       |          |        |       |                 |
| 2/4/26  | X       |          |        |       |                 |
| 2/5/26  |         | X        |        |       |                 |
| 2/6/26  |         | X        |        |       |                 |
| 2/7/26  | X       |          |        |       |                 |
| 2/8/26  | X       |          |        |       |                 |
| 2/9/26  | X       |          |        |       |                 |
| 2/10/26 |         |          | X      |       |                 |
| 2/11/26 |         |          | X      |       |                 |
| 2/12/26 |         | X        |        |       |                 |
| 2/13/26 |         | X        |        |       |                 |
| 2/14/26 |         | X        |        |       |                 |
| 2/15/26 |         |          | X      |       |                 |
| 2/16/26 |         |          | X      |       | 0.96            |
| 2/17/26 |         |          | X      |       |                 |
| 2/18/26 |         |          | X      |       | 0.47            |
| 2/19/26 |         |          | X      |       |                 |
| 2/20/26 |         | X        |        |       | 0.31            |
| 2/21/26 |         | X        |        |       |                 |
| 2/22/26 | X       |          |        |       |                 |
| 2/23/26 | X       |          |        |       |                 |
| 2/24/26 | X       |          |        |       |                 |
| 2/25/26 | X       |          |        |       |                 |
| 2/26/26 |         | X        |        |       |                 |
| 2/27/26 | X       |          |        |       |                 |
| 2/28/26 |         | X        |        |       |                 |
| 3/1/26  | X       |          |        |       |                 |

**RIALTO WASTEWATER**  
**MONTHLY OPERATIONS REPORT**

**Reporting Period:**  
**February 2026**

Prepared for: Rialto Water Services



Prepared by: Veolia Water West Operating Services



# RIALTO WASTEWATER OPERATIONS AND MAINTENANCE REPORT

## Contents

### EXECUTIVE SUMMARY

- 1. Collection System / Customer Service Log**
  - a. Collection System Activities
  - b. S.S.O. dates
  - c. Customer Service Call Outs
- 2. Wastewater Treatment Plant - Monthly Overview**
  - a. Significant events during the month
- 3. Treatment Facility Performance / Laboratory Activities**
  - a. See attached Monthly Performance Summary
  - b. Summary of Notices and Laboratory Tests / Reports filed with government agencies
  - c. Effluent Specifications Exceedance Discussion
- 4. Monthly Safety Program Overview**
- 5. Biosolids, Chemicals, and Utilities**
  - a. Monthly Biosolids Production
  - b. Monthly Chemical Consumption
  - c. Monthly Utilities Consumption
- 6. Odor Complaints / Actions Taken**
- 7. Major Equipment and/or Machinery Outages**
- 8. Outside Agency Activities during the Month**
  - a. Government agency or property insurance inspections
  - b. Government agency environmental, health, or safety tests/monitoring
  - c. Government agency notice of violation received
  - d. Government agency monitoring
  - e. Other matters of concern
- 9. Complaint Logs**

### TABLES

- Treatment Facility – Monthly Performance Summary
- Collection System- Monthly Pipe Cleaned

# RIALTO WASTEWATER

## MONTHLY OPERATIONS REPORT

### EXECUTIVE SUMMARY

Highlights of this month's Wastewater O&M report include the following:

- The treatment plant performed well and met all compliance parameters.
- There were four residential call-outs for sewer collection issues.

### 1. Collection System/Customer Service Log

a. Collections group activities this month:

| Category   | Current Month Statistics | Prior Month Statistics | 2026 Year to Date Statistics |
|--|--------------------------|------------------------|------------------------------|
| Sanitary sewers are cleaned using the conventional method, including feet, which includes "Hot spot cleaning." | 15,900.38                | 26,446.62              | 42,347                       |
| Sanitary sewers assessed using the SL-RAT method, feet   | 0                        | 0                      | 0                            |
| CCTV Inspection, miles (26 is the annual goal)*  | 2.84                     | 3.18                   | 6.02                         |
| Manhole Inspections  | 0                        | 0                      | 0                            |
| USA Dig Alert Markings, count  | 16                       | 24                     | 40                           |
| Residential call-outs  | 1                        | 4                      | 5                            |
| Sanitary sewer overflows   | 0                        | 0                      | 0                            |

b. S.S.O. dates:

c. Customer Service Call Outs – See Item 9 for details.

### 2. Wastewater Treatment Plant – Monthly Overview

- NPDES discharge compliance parameters were achieved.

a. Significant events during the month were: None.

### 3. Treatment Facility Performance/Laboratory Activities

a. See the attached Table 1, Monthly Performance Summary.

b. Summary of Notices and Laboratory Tests/Reports filed with government agencies.  
The monthly submittal of State/Federal discharge monitoring reports was completed promptly.

c. Effluent specification exceedance discussion  
See Section 2 above. N/A

### 4. Monthly Safety Program Overview

| Category                   | Monthly Statistic |
|----------------------------|-------------------|
| Safety Training Topics     | 4                 |
| Lost Time Incidents count* | 0                 |

|                             |   |
|-----------------------------|---|
| Recordable Incidents, count | 0 |
| Near Miss Incidents, count  | 0 |
| Vehicle Incidents, count    | 0 |

\*A lost time incident has not occurred since 9-3-2020, totaling 2,004 days.

## 5. Biosolids, Chemicals, and Utilities

### a. Monthly Biosolids Production

| Biosolids         | Current Month Statistics | Prior Month Statistics | 2026 Year-to-Date Statistics |
|-------------------|--------------------------|------------------------|------------------------------|
| Wet Tons Produced | 1,019.35                 | 1,676.37               | 2,695.72                     |

### b. Monthly Chemical Consumption

| Chemical                                    | Current Month Gallons Used | Prior Month Gallons Used |
|---|----------------------------|--------------------------|
| Sodium Hypochlorite, Tertiary Disinfection  | 32,890                     | 33,416                   |
| Sodium Bisulfite, Discharge Dechlorination  | 11,231                     | 12,583                   |
| Ferrous Chloride, Digester Gas Conditioning | 3,743                      | 3,709                    |
| Polymer, Gravity Belt Thickener             | 310                        | 344                      |
| Polymer, Belt Filter Press                  | 718                        | 764                      |
| Alum, Tertiary Filters                      | 0                          | 0                        |

### c. Monthly Utilities Consumption

| Utility                        | Current Month Statistics | Prior Month Statistics |
|--------------------------------|--------------------------|------------------------|
| Electricity WWTP, KWH          | 413040                   | 438159                 |
| Electricity Lilac LS, KWH      | 948                      | 1038                   |
| Electricity Sycamore LS, KWH   | 500                      | 532                    |
| Electricity Ayala LS, KWH      | 6191                     | 8468                   |
| Electricity Agua Mansa LS, KWH | 2260                     | 2404                   |
| Electricity Cactus LS, KWH     | 1752                     | 1961                   |
| Electricity Ramrod LS, KWH     | 564                      | 704                    |
| Frisbee Park LS, KWH           | 725                      | 732                    |
| El Rancho Verde LS, KWH        | 2236                     | 2449                   |
| Natural Gas WWTP, Therms       | 6394                     | 7363                   |

\* LS is in bypass mode, pending CIP completion

\*\* SCE has not updated this account.

## 6. Odor Complaints Received/Actions Taken

No odor complaints were received this month.

**7. Major Equipment and/or Machinery Outages**

- Sludge Holding Tank
- Aeration Basin #3 is currently offline.
- CCC tanks 1 and 2 are currently off-line

**8. Outside Agency Activities during the Month**

- a. Government agency or property insurance inspections  
none
- b. Government agency environmental, health, or safety tests/monitoring  
Permit testing was completed for this month
- c. Government agency notices of violation received  
No notices were received.
- d. Government agency monitoring  
Routine monitoring reports were submitted.
- e. Other matters of concern  
None

**9. Customer Service Callout Details Log**

| Date    | Address        | Comments   | Personnel | Manhole | To Manhole |
|---------|----------------|--|-----------|---------|------------|
| 2/20/26 | 1487 N Norwood | Resident called with a complaint of sewer backup. Upon inspection the technician informed the resident that the plumber needs to snake the lateral all the way to the main line and not just to the sidewalk.. | JV        |         |            |

## **Table 1 Summary**

# Table Summary

February 2026

| Date      | Rialto | Rialto        | Rialto | Rialto | Rialto            | Rialto WRF Effluent |                   |               | Rialto WRF Influent |                   | Rialto WRF Effluent |                   |               |
|-----------|--------|---------------|--------|--------|-------------------|---------------------|-------------------|---------------|---------------------|-------------------|---------------------|-------------------|---------------|
|           | Flow   | Effluent Flow | BOD    | BOD    | Influent BOD Load | Effluent BOD        | Effluent BOD Load | BOD % Removal | Influent TSS        | Influent TSS Load | Effluent TSS        | Effluent TSS Load | TSS % Removal |
|           | MGD    | MGD           | mg/l   | mg/l   | lbs/day           | mg/L                | lbs/day           | %             | mg/L                | lbs/day           | mg/L                | lbs/day           | %             |
| 2/1/2026  | 6.00   | 7.73          |        |        |                   |                     |                   |               |                     |                   |                     |                   |               |
| 2/2/2026  | 6.34   | 7.36          | 350    | 350    | 18,506            | 2.6                 | 159.59            | 99.30         | 270.00              | 14276.00          | 0.70                | 43.00             | 99.70         |
| 2/3/2026  | 5.98   | 7.51          |        |        |                   |                     |                   |               |                     |                   |                     |                   |               |
| 2/4/2026  | 5.83   | 7.03          |        |        |                   |                     |                   |               |                     |                   |                     |                   |               |
| 2/5/2026  | 6.05   | 7.48          |        |        |                   |                     |                   |               |                     |                   |                     |                   |               |
| 2/6/2026  | 5.94   | 7.03          | 200    | 200    | 9,908             | 3.0                 | 175.89            | 98.50         |                     |                   |                     |                   |               |
| 2/7/2026  | 6.79   | 6.89          |        |        |                   |                     |                   |               |                     |                   |                     |                   |               |
| 2/8/2026  | 4.95   | 7.14          |        |        |                   |                     |                   |               |                     |                   |                     |                   |               |
| 2/9/2026  | 7.06   | 7.43          | 300    | 300    | 17,664            | 4.7                 | 291.24            | 98.40         | 140.00              | 8243.00           | 1.00                | 62.00             | 99.30         |
| 2/10/2026 | 5.04   | 7.30          |        |        |                   |                     |                   |               |                     |                   |                     |                   |               |
| 2/11/2026 | 5.98   | 7.57          |        |        |                   |                     |                   |               |                     |                   |                     |                   |               |
| 2/12/2026 | 6.35   | 7.25          |        |        |                   |                     |                   |               |                     |                   |                     |                   |               |
| 2/13/2026 | 5.83   | 7.10          | 220    | 220    | 10,697            | 3.4                 | 201.33            | 98.50         |                     |                   |                     |                   |               |
| 2/14/2026 | 5.98   | 7.16          |        |        |                   |                     |                   |               |                     |                   |                     |                   |               |
| 2/15/2026 | 5.76   | 7.68          |        |        |                   |                     |                   |               |                     |                   |                     |                   |               |
| 2/16/2026 | 5.78   | 6.86          | 260    | 260    | 12,533            | <2.5                | 143.03            | 99.00         | 120.00              | 5785.00           | 1.00                | 57.00             | 99.20         |
| 2/17/2026 | 6.90   | 7.90          |        |        |                   |                     |                   |               |                     |                   |                     |                   |               |
| 2/18/2026 | 6.41   | 8.15          |        |        |                   |                     |                   |               |                     |                   |                     |                   |               |
| 2/19/2026 | 6.07   | 7.54          |        |        |                   |                     |                   |               |                     |                   |                     |                   |               |
| 2/20/2026 | 6.19   | 7.46          | 280    | 280    | 14,455            | 2.8                 | 174.21            | 99.00         |                     |                   |                     |                   |               |
| 2/21/2026 | 5.99   | 6.70          |        |        |                   |                     |                   |               |                     |                   |                     |                   |               |
| 2/22/2026 | 2.76   | 7.21          |        |        |                   |                     |                   |               |                     |                   |                     |                   |               |
| 2/23/2026 | 6.29   | 7.04          | 350    | 350    | 18,361            | <2.5                | 146.78            | 99.30         | 220.00              | 11541.00          | 0.80                | 47.00             | 99.60         |
| 2/24/2026 | 5.85   | 7.52          |        |        |                   |                     |                   |               |                     |                   |                     |                   |               |
| 2/25/2026 | 6.33   | 7.07          |        |        |                   |                     |                   |               |                     |                   |                     |                   |               |
| 2/26/2026 | 5.91   | 7.11          |        |        |                   |                     |                   |               |                     |                   |                     |                   |               |
| 2/27/2026 | 6.08   | 7.56          |        |        |                   |                     |                   |               |                     |                   |                     |                   |               |
| 2/28/2026 | 6.03   | 7.02          |        |        |                   |                     |                   |               |                     |                   |                     |                   |               |
|           |        |               |        |        |                   |                     |                   |               |                     |                   |                     |                   |               |
|           |        |               |        |        |                   |                     |                   |               |                     |                   |                     |                   |               |
|           |        |               |        |        |                   |                     |                   |               |                     |                   |                     |                   |               |
|           |        |               |        |        |                   |                     |                   |               |                     |                   |                     |                   |               |
| Minimum   | 2.76   | 6.70          | 200    | 200    | 9,908             | <2.5                | 143.03            | 98.40         | 120.00              | 5785.00           | 0.70                | 43.00             | 99.20         |
| Maximum   | 7.06   | 8.15          | 350    | 350    | 18,506            | 4.7                 | 291.24            | 99.30         | 270.00              | 14276.00          | 1.00                | 62.00             | 99.70         |
| Total     | 166.47 | 204.80        | 1,960  | 1,960  | 102,124           | <21.5               | 1292.07           | 692.00        | 750.00              | 39845.00          | 3.50                | 209.00            | 397.80        |

## Table 2 Summary

## Table 2

February 2026

| Date      | Rialto                | Rialto WRF Effluent        |              | Rialto WRF Eff     |              | Rialto WRF Effluent |               | Rialto                      | Rialto                      |
|-----------|-----------------------|----------------------------|--------------|--------------------|--------------|---------------------|---------------|-----------------------------|-----------------------------|
|           | Influent Conductivity | Eff Conductivity Daily Ave | Influent COD | Final Effluent COD | Influent TDS | Filter Effluent TDS | EFF FINAL TDS | Influent Inorganic Nitrogen | Effluent Inorganic Nitrogen |
|           | (uS/cm)               | (uS/cm)                    | mg/l         | mg/l               | mg/l         | mg/l                | mg/L          | mg/L                        | mg/l as N                   |
| 2/1/2026  | 1404.00               | 987.00                     |              |                    |              |                     |               |                             |                             |
| 2/2/2026  | 1608.00               | 986.00                     |              |                    |              |                     |               |                             |                             |
| 2/3/2026  | 1573.00               | 970.00                     | 700          | 12.0               | 520.00       | 440.00              | 480.00        | 44.00                       | 7.60                        |
| 2/4/2026  | 1623.00               | 958.00                     |              |                    |              |                     |               |                             |                             |
| 2/5/2026  | 1414.00               | 961.00                     |              |                    |              |                     |               |                             |                             |
| 2/6/2026  | 1606.00               | 975.00                     |              |                    |              |                     |               |                             |                             |
| 2/7/2026  | 1430.00               | 1002.00                    |              |                    |              |                     |               |                             |                             |
| 2/8/2026  | 1559.00               | 1003.00                    |              |                    |              |                     |               |                             |                             |
| 2/9/2026  | 1532.00               | 986.00                     |              |                    |              |                     |               |                             |                             |
| 2/10/2026 | 1610.00               | 987.00                     |              |                    |              |                     |               |                             |                             |
| 2/11/2026 | 1145.00               | 951.00                     |              |                    |              |                     |               |                             |                             |
| 2/12/2026 | 1512.00               | 937.00                     |              |                    |              |                     |               |                             |                             |
| 2/13/2026 | 1443.00               | 964.00                     |              |                    |              |                     |               |                             |                             |
| 2/14/2026 | 1419.00               | 992.00                     |              |                    |              |                     |               |                             |                             |
| 2/15/2026 | 1596.00               | 1012.00                    |              |                    |              |                     |               |                             |                             |
| 2/16/2026 | 1476.00               | 1023.00                    |              |                    |              |                     |               |                             |                             |
| 2/17/2026 | 1319.00               | 964.00                     |              |                    |              |                     |               |                             |                             |
| 2/18/2026 | 1207.00               | 938.00                     |              |                    |              |                     |               |                             |                             |
| 2/19/2026 | 1529.00               | 943.00                     |              |                    |              |                     |               |                             |                             |
| 2/20/2026 | 1518.00               | 959.00                     |              |                    |              |                     |               |                             |                             |
| 2/21/2026 | 1249.00               | 989.00                     |              |                    |              |                     |               |                             |                             |
| 2/22/2026 | 1475.00               | 980.00                     |              |                    |              |                     |               |                             |                             |
| 2/23/2026 | 1395.00               | 970.00                     |              |                    |              |                     |               |                             |                             |
| 2/24/2026 | 1503.00               | 968.00                     |              |                    |              |                     |               |                             |                             |
| 2/25/2026 | 1740.00               | 955.00                     |              |                    |              |                     |               |                             |                             |
| 2/26/2026 | 1481.00               | 953.00                     |              |                    |              |                     |               |                             |                             |
| 2/27/2026 | 1633.00               | 958.00                     |              |                    |              |                     |               |                             |                             |
| 2/28/2026 | 1202.00               | 972.00                     |              |                    |              |                     |               |                             |                             |
|           |                       |                            |              |                    |              |                     |               |                             |                             |
|           |                       |                            |              |                    |              |                     |               |                             |                             |
|           |                       |                            |              |                    |              |                     |               |                             |                             |
| Minimum   | 1145.00               | 937.00                     | 700          | 12.0               | 520.00       | 440.00              | 480.00        | 44.00                       | 7.60                        |
| Maximum   | 1740.00               | 1023.00                    | 700          | 12.0               | 520.00       | 440.00              | 480.00        | 44.00                       | 7.60                        |
| Average   | 1471.00               | 973.00                     | 700          | 12.0               | 520.00       | 440.00              | 480.00        | 44.00                       | 7.60                        |

## Table 3 Summary

### Table 3

February 2026

| Date      | Rialto WRF Influent |                     | Rialto WRF Effluent |                  | Rialto WRF Eff          |                                | Rialto WRF Effluent              |                                       | Tranfer               | Tranfer               | Rialto                | Tranfer Data          |
|-----------|---------------------|---------------------|---------------------|------------------|-------------------------|--------------------------------|----------------------------------|---------------------------------------|-----------------------|-----------------------|-----------------------|-----------------------|
|           | Influent pH         | 24 hr avg. effl. pH | Effluent Temp       | Effluent Ammonia | Effluent Total Coliform | Effluent Coliform 7 Day Median | Effluent Cyanide, Free Available | Eff Di(2-ethylhexyl) phthalate (DEHP) | FIT- 8321 ADG #2 Flow | FIT- 8321 ADG #2 Flow | Natural Gas Daily Use | FIT- 8321 ADG #2 Flow |
|           | SU                  | SU                  | Deg C               | mg/L             | MPN/100mL               | MPN/100ML                      | ug/L                             | ug/l                                  | cu ft/day             | cu ft/day             | cf/day                | cu ft/day             |
| 2/1/2026  | 8.68                | 6.97                | 22.70               |                  | <1.8                    | <1.80                          |                                  |                                       | 158947.00             | 158947.00             | 19000.00              | 158947.00             |
| 2/2/2026  | 8.43                | 6.97                | 22.00               | 0.10             | <1.8                    | <1.80                          |                                  |                                       | 172616.00             | 172616.00             | 19300.00              | 172616.00             |
| 2/3/2026  | 8.39                | 7.03                | 22.80               |                  | 1.8                     | <1.80                          |                                  | <5.00                                 | 158388.00             | 158388.00             | 19100.00              | 158388.00             |
| 2/4/2026  | 8.66                | 7.04                | 22.90               |                  | <1.8                    | <1.80                          |                                  |                                       | 164912.00             | 164912.00             | 18100.00              | 164912.00             |
| 2/5/2026  | 8.31                | 7.02                | 22.50               |                  | <1.8                    | <1.80                          |                                  |                                       | 163239.00             | 163239.00             | 19500.00              | 163239.00             |
| 2/6/2026  | 8.39                | 7.03                | 23.00               |                  | <1.8                    | <1.80                          |                                  |                                       | 169514.00             | 169514.00             | 18600.00              | 169514.00             |
| 2/7/2026  | 8.39                | 7.00                | 23.10               |                  | <1.8                    | <1.80                          |                                  |                                       | 167263.00             | 167263.00             | 19300.00              | 167263.00             |
| 2/8/2026  | 8.32                | 7.06                | 23.10               |                  | <1.8                    | <1.80                          |                                  |                                       | 159982.00             | 159982.00             | 17700.00              | 159982.00             |
| 2/9/2026  | 8.28                | 7.13                | 23.20               | 0.10             | <1.8                    | <1.80                          |                                  |                                       | 169648.00             | 169648.00             | 18700.00              | 169648.00             |
| 2/10/2026 | 8.24                | 7.08                | 23.40               |                  | <1.8                    | <1.80                          |                                  |                                       | 170976.00             | 170976.00             | 20500.00              | 170976.00             |
| 2/11/2026 | 8.10                | 7.09                | 23.20               |                  | <1.8                    | <1.80                          |                                  |                                       | 171743.00             | 171743.00             | 17800.00              | 171743.00             |
| 2/12/2026 | 7.60                | 7.07                | 22.70               |                  | <1.8                    | <1.80                          |                                  |                                       | 173193.00             | 173193.00             | 19200.00              | 173193.00             |
| 2/13/2026 | 8.11                | 7.15                | 22.90               |                  | <1.8                    | <1.80                          |                                  |                                       | 169173.00             | 169173.00             | 18700.00              | 169173.00             |
| 2/14/2026 | 8.01                | 7.18                | 22.70               |                  | <1.8                    | <1.80                          |                                  |                                       | 176455.00             | 176455.00             | 18800.00              | 176455.00             |
| 2/15/2026 | 8.21                | 7.11                | 23.10               |                  | <1.8                    | <1.80                          |                                  |                                       | 162492.00             | 162492.00             | 19300.00              | 162492.00             |
| 2/16/2026 | 7.98                | 6.92                | 22.90               | 0.10             | <1.8                    | <1.80                          |                                  |                                       | 170364.00             | 170364.00             | 17600.00              | 170364.00             |
| 2/17/2026 | 8.18                | 7.07                | 22.30               |                  | 1.8                     | <1.80                          |                                  |                                       | 165774.00             | 165774.00             | 34600.00              | 165774.00             |
| 2/18/2026 | 8.27                | 7.39                | 21.90               |                  | <1.8                    | <1.80                          |                                  |                                       | 169748.00             | 169748.00             | 19700.00              | 169748.00             |
| 2/19/2026 | 8.26                | 7.32                | 21.60               |                  | <1.8                    | <1.80                          |                                  |                                       | 164376.00             | 164376.00             | 20500.00              | 164376.00             |
| 2/20/2026 | 8.31                | 7.35                | 21.50               |                  | <1.8                    | <1.80                          |                                  |                                       | 150394.00             | 150394.00             | 41000.00              | 150394.00             |
| 2/21/2026 | 8.06                | 7.42                | 21.60               |                  | <1.8                    | <1.80                          |                                  |                                       | 164393.00             | 164393.00             | 16200.00              | 164393.00             |
| 2/22/2026 | 8.01                | 7.50                | 22.00               |                  | <1.8                    | <1.80                          |                                  |                                       | 178663.00             | 178663.00             | 19200.00              | 178663.00             |
| 2/23/2026 | 7.96                | 7.48                | 22.30               | 0.10             | <1.8                    | <1.80                          |                                  |                                       | 150953.00             | 150953.00             | 18600.00              | 150953.00             |
| 2/24/2026 | 8.07                | 7.38                | 22.80               |                  | <1.8                    | <1.80                          | 13.0                             |                                       | 177512.00             | 177512.00             | 20800.00              | 177512.00             |
| 2/25/2026 | 8.14                | 7.37                | 22.70               |                  | <1.8                    | <1.80                          |                                  |                                       | 165512.00             | 165512.00             | 17900.00              | 165512.00             |
| 2/26/2026 | 8.55                | 7.45                | 23.30               |                  | <1.8                    | <1.80                          | 7.2                              |                                       | 156944.00             | 156944.00             | 18200.00              | 156944.00             |
| 2/27/2026 | 8.61                | 7.50                | 23.50               |                  | <1.8                    | <1.80                          | 5.4                              |                                       | 155816.00             | 155816.00             | 19500.00              | 155816.00             |
| 2/28/2026 | 8.22                | 7.51                | 24.10               |                  | <1.8                    | <1.80                          |                                  |                                       | 159542.00             | 159542.00             | 17700.00              | 159542.00             |
|           |                     |                     |                     |                  |                         |                                |                                  |                                       |                       |                       |                       |                       |
|           |                     |                     |                     |                  |                         |                                |                                  |                                       |                       |                       |                       |                       |
|           |                     |                     |                     |                  |                         |                                |                                  |                                       |                       |                       |                       |                       |
| Minimum   | 7.60                | 6.92                | 21.50               | 0.10             | <1.8                    | <1.80                          | 5.4                              | <5.00                                 | 150394.00             | 150394.00             | 16200.00              | 150394.00             |
| Maximum   | 8.68                | 7.51                | 24.10               | 0.10             | 1.8                     | <1.80                          | 13.0                             | <5.00                                 | 178663.00             | 178663.00             | 41000.00              | 178663.00             |
| Average   | 8.24                | 7.20                | 22.70               | 0.10             | <1.8                    | <1.80                          | 8.5                              | <5.00                                 | 165662.00             | 165662.00             | 20182.00              | 165662.00             |

## **Monthly Sewer Line Cleaned**

# Pipe Cleaning - February 2026

Map Centre Coords  
x: 2082817, y: 988261  
Date Printed: 3/17/2026  
Scale: 1:87000

