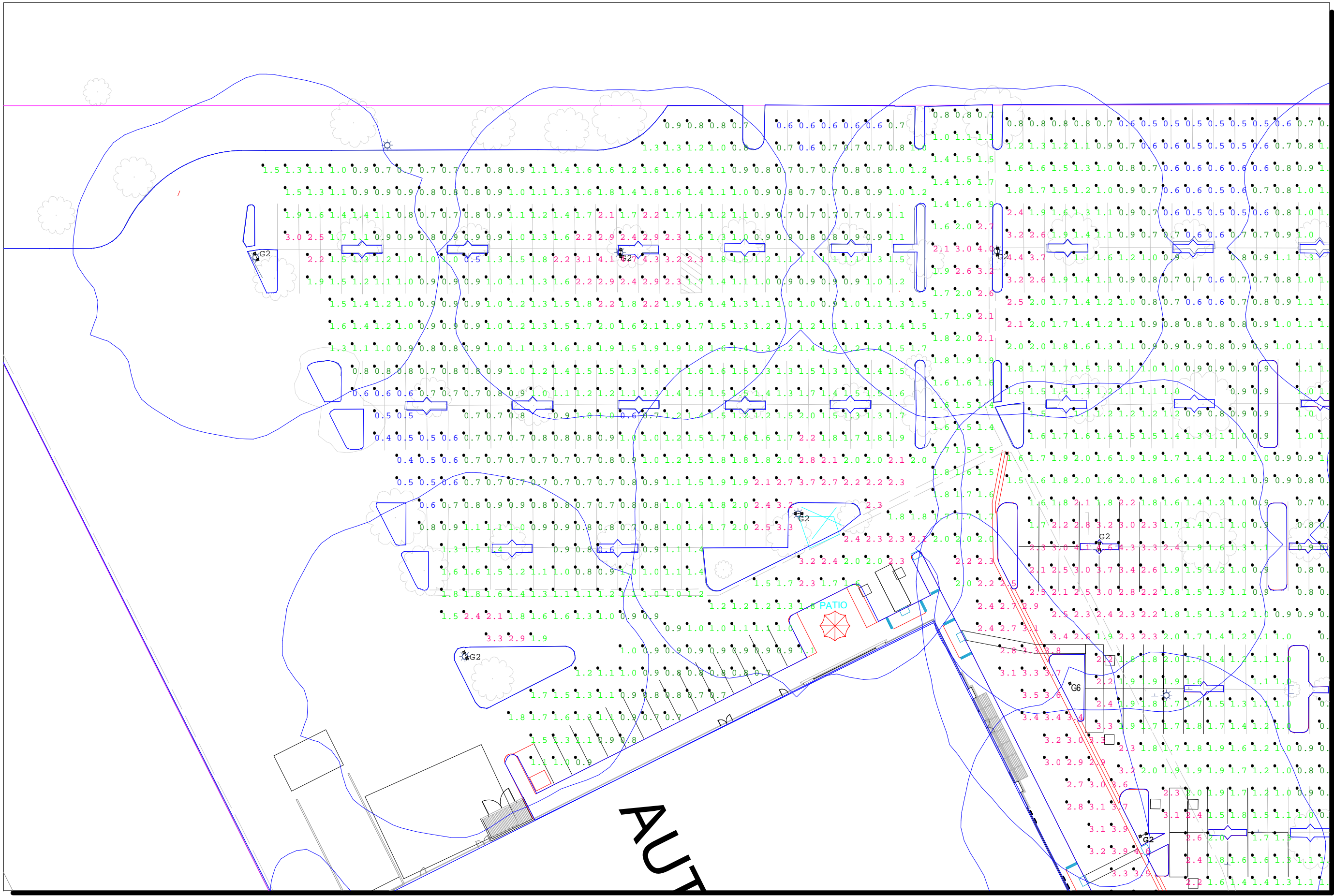


Drawn By: Neil Hinckley
Checked By: Lance Mackie
Date: 4/26/2018
Scale: N/A

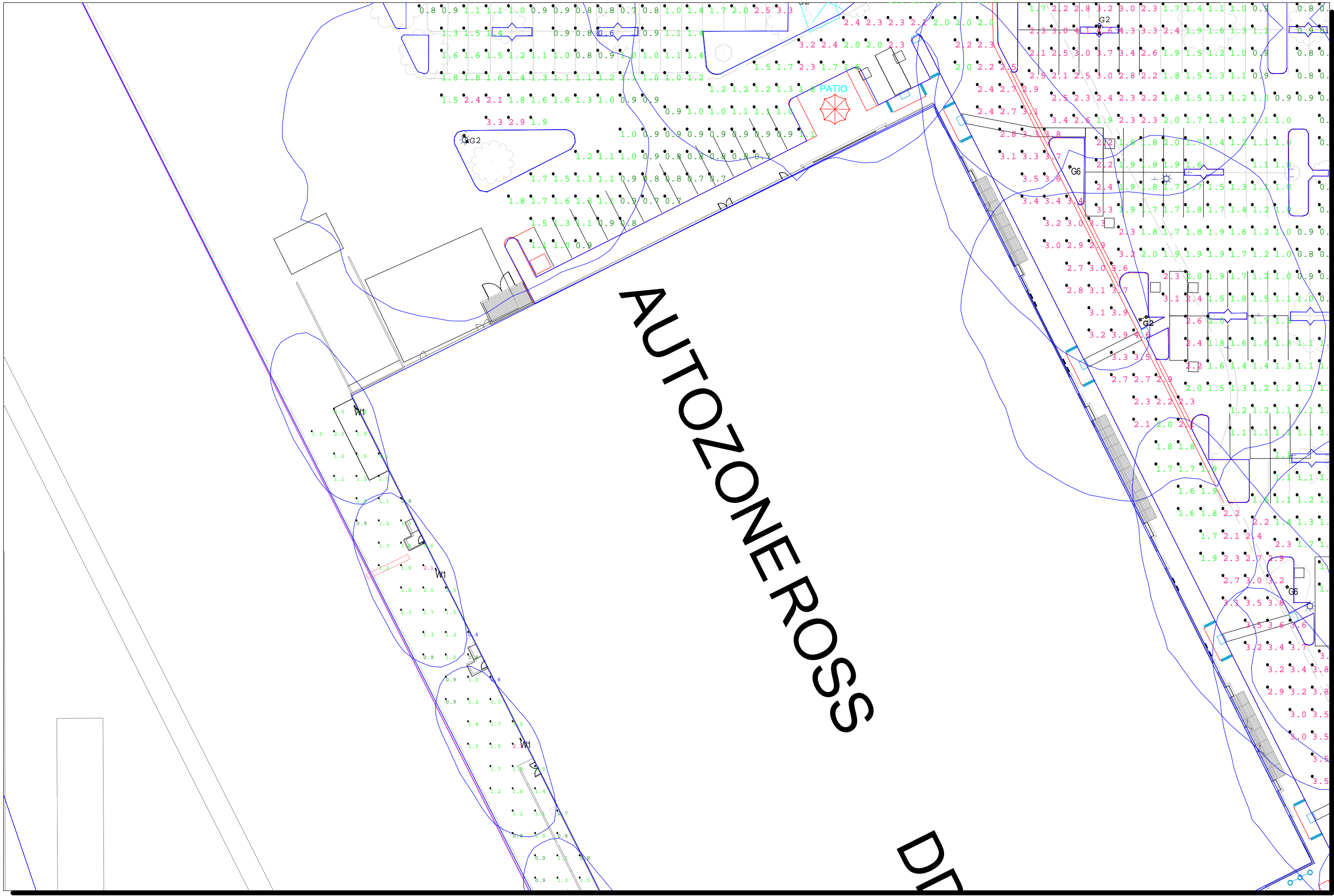
Revisions		
#	Date	Comments



#	Date	Comments
Revisions		

Drawn By: Neil Hinckley	Checked By: Lance Mackie
Date: 4/26/2018	Scale: N/A

Rialto Gateway Plaza	Lighting Photometrics
----------------------	-----------------------



#	Date	Comments
Revisions		

Drawn By: Neil Hinckley	
Checked By: Lance Mackie	
Date: 4/26/2018	
Scale: N/A	

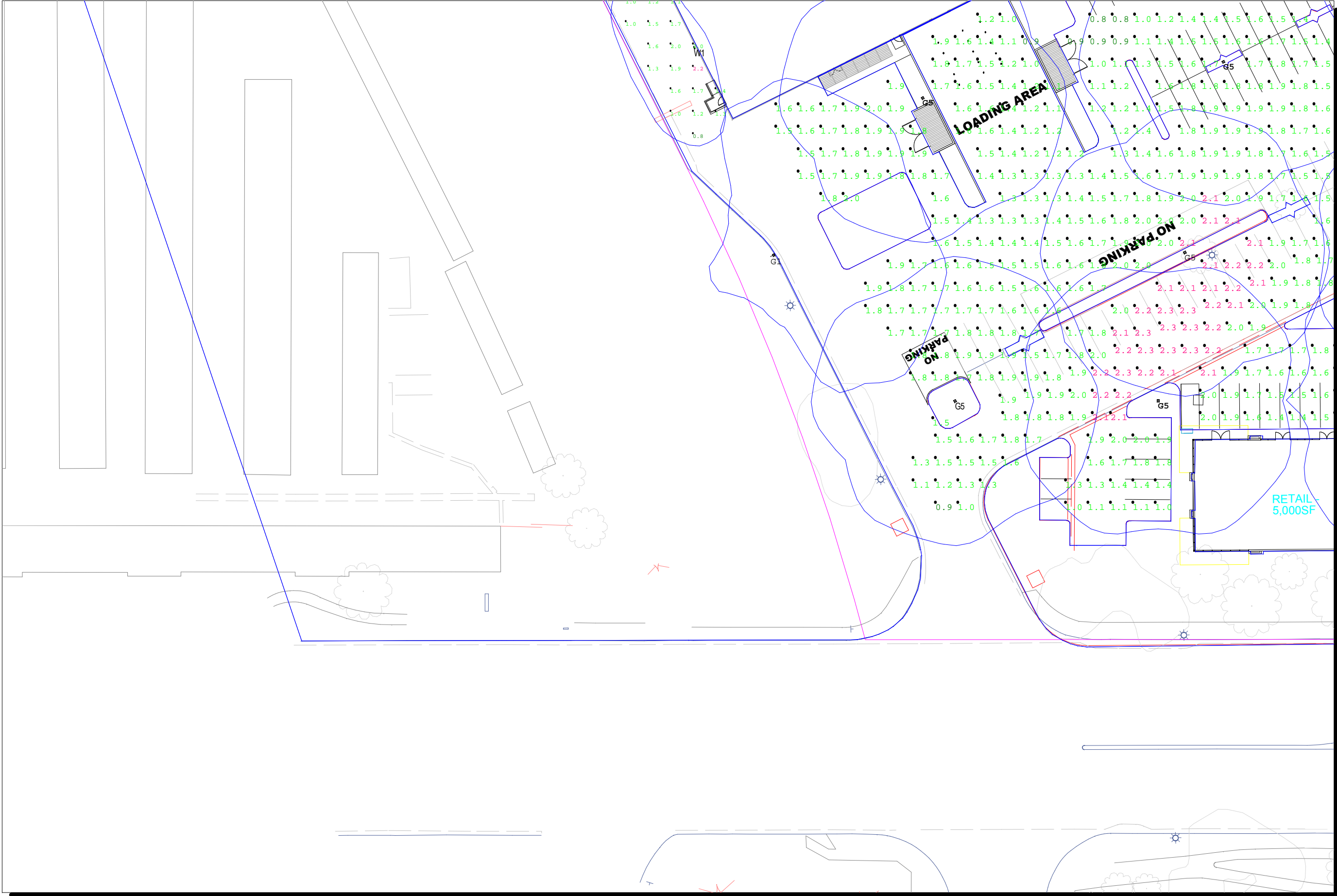
Rialto Gateway Plaza	
Lighting Photometrics	



#	Date	Comments
Revisions		

Drawn By: Neil Hinckley	
Checked By: Lance Mackie	
Date: 4/26/2018	
Scale: N/A	

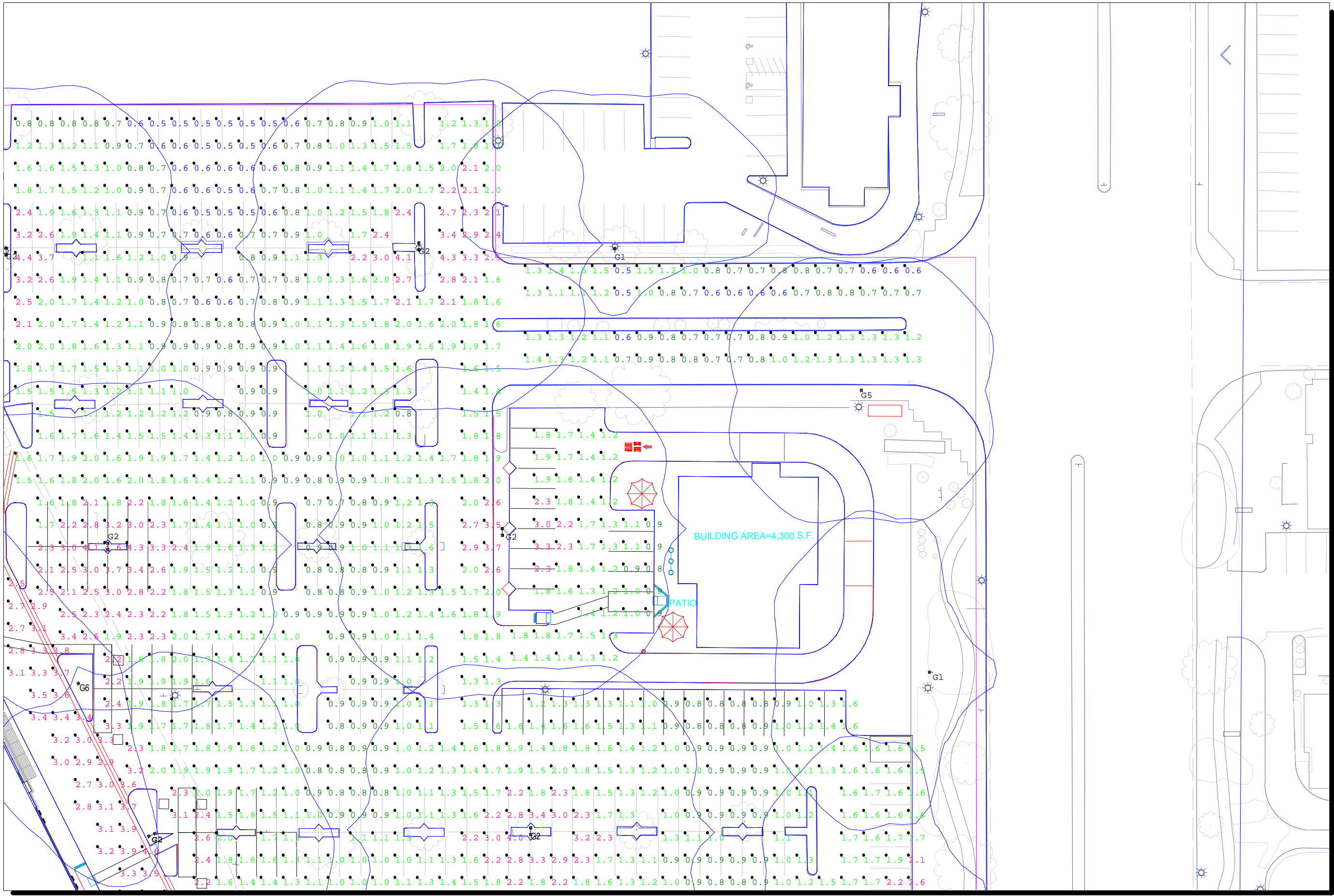
Rialto Gateway Plaza	
Lighting Photometrics	



#	Date	Comments
Revisions		

Drawn By: Neil Hinckley	
Checked By: Lance Mackie	
Date: 4/26/2018	
Scale: N/A	

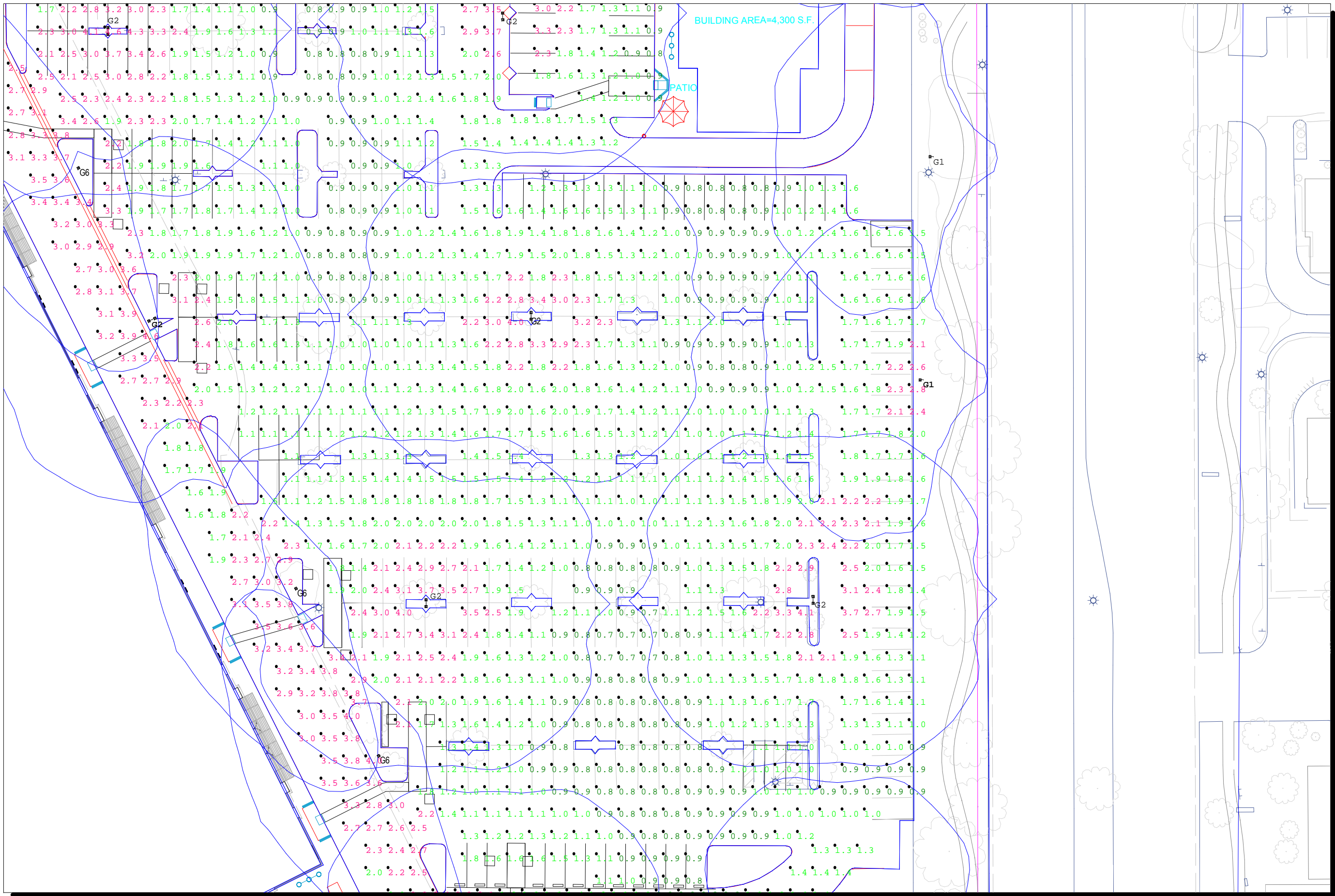
Rialto Gateway Plaza	
Lighting Photometrics	



#	Date	Comments
Revisions		

Drawn By: Neil Hinckley
Checked By: Lance Mackie
Date: 4/26/2018
Scale: N/A

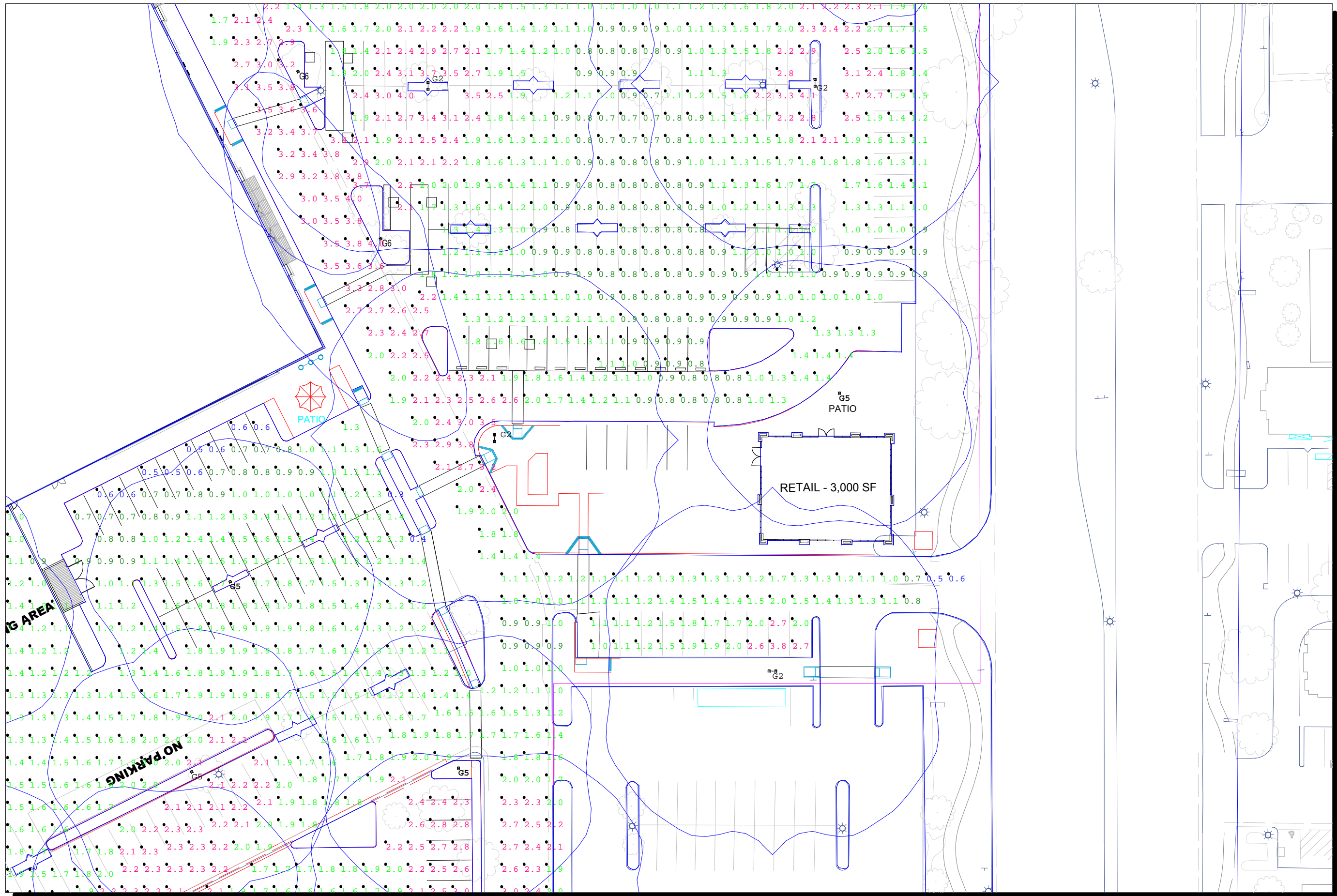
Rialto Gateway Plaza
Lighting Photometrics



#	Date	Comments
Revisions		

Drawn By: Neil Hinkley	
Checked By: Lance Mackie	
Date: 4/26/2018	
Scale: N/A	

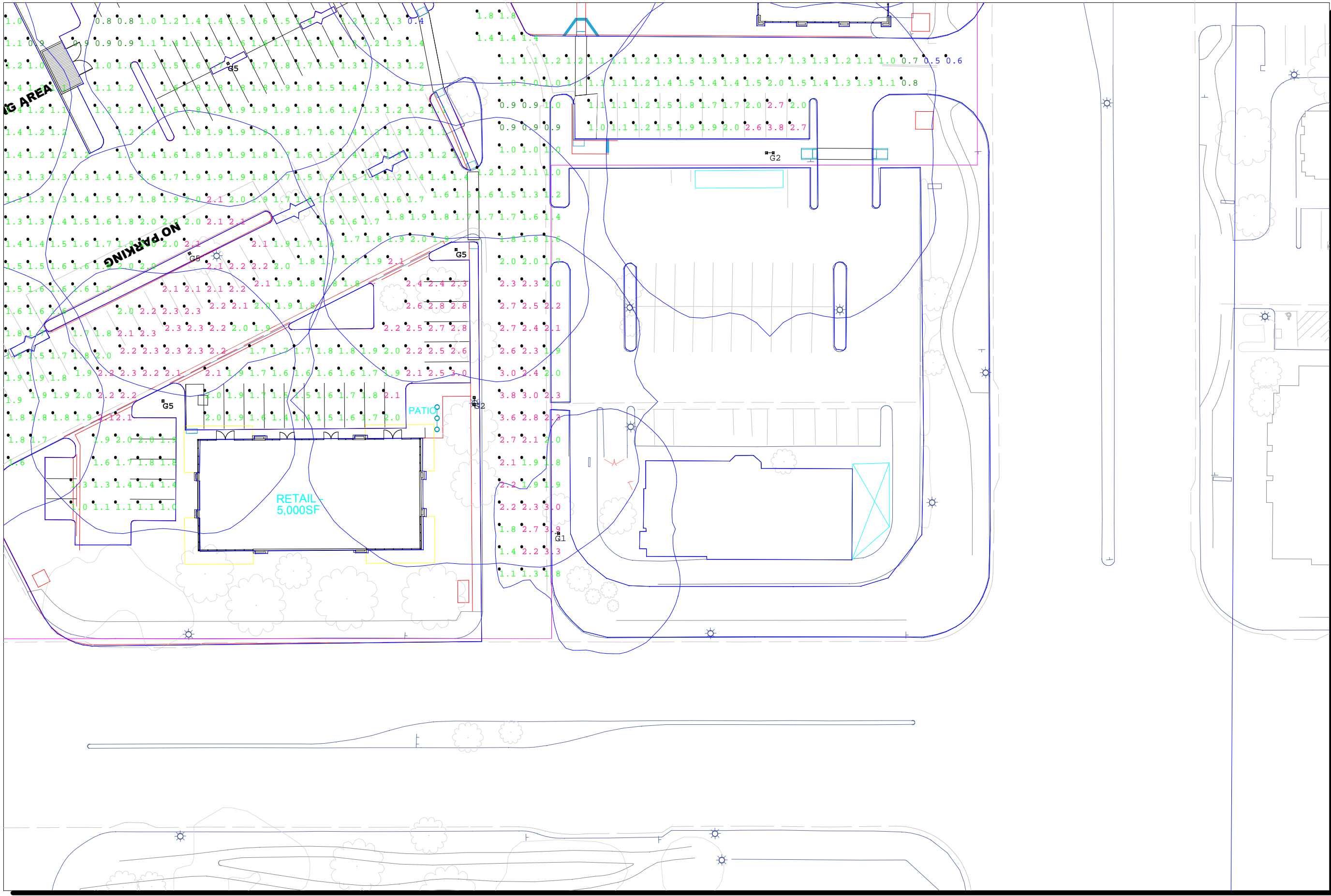
Rialto Gateway Plaza	
Lighting Photometrics	



#	Date	Comments
Revisions		


Drawn By: Neil Hinckley
Checked By: Lance Mackie
Date: 4/26/2018
Scale: N/A

Rialto Gateway Plaza
Lighting Photometrics



Revisions

#	Date	Comments








Rialto Gateway Plaza

Nighttime Render

Drawn By: Neil Hinckley
Checked By: Lance Mackie
Date: 4/26/2018
Scale: N/A

Revisions			
#	Date	Comments	

Luminaire Schedule						
Symbol	Qty	Label	Arrangement	Total Lamp Lumens	LLF	Description
	5	W1	SINGLE	N.A.	0.800	DSXW1 LED 20C 700 40K T2S MVOLT
	5	G1	SINGLE	N.A.	0.800	KAD LED 60C 1000 40K R4 MVOLT
	15	G2	BACK-BACK	N.A.	0.800	KAD LED 60C 1000 40K R4 MVOLT
	8	G5	SINGLE	N.A.	0.800	KAD LED 60C 1000 40K R5 MVOLT
	3	G6	SINGLE	N.A.	0.800	KAD LED 60C 1000 40K R2 MVOLT

Calculation Summary							
Label	CalcType	Units	Avg	Max	Min	Avg/Min	Max/Min
Back Road	Illuminance	Fc	1.35	2.2	0.6	2.25	3.67
East Parking Lot	Illuminance	Fc	1.44	4.6	0.5	2.88	9.20
Main Entry	Illuminance	Fc	0.96	1.5	0.5	1.92	3.00
New North East Building Parking	Illuminance	Fc	1.51	3.3	0.8	1.89	4.13
New South Parking	Illuminance	Fc	1.86	3.0	1.0	1.86	3.00
North Parking	Illuminance	Fc	1.28	4.7	0.4	3.20	11.75
Parking Roadway	Illuminance	Fc	1.94	4.6	0.5	3.88	9.20
South Parking	Illuminance	Fc	1.50	2.3	0.3	5.00	7.67

#	Date	Comments
Revisions		

Drawn By: Neil Hinckley	
Checked By: Lance Mackie	
Date: 4/26/2018	
Scale: N/A	

Rialto Gateway Plaza	
Photometrics Summary	