



# City of Rialto

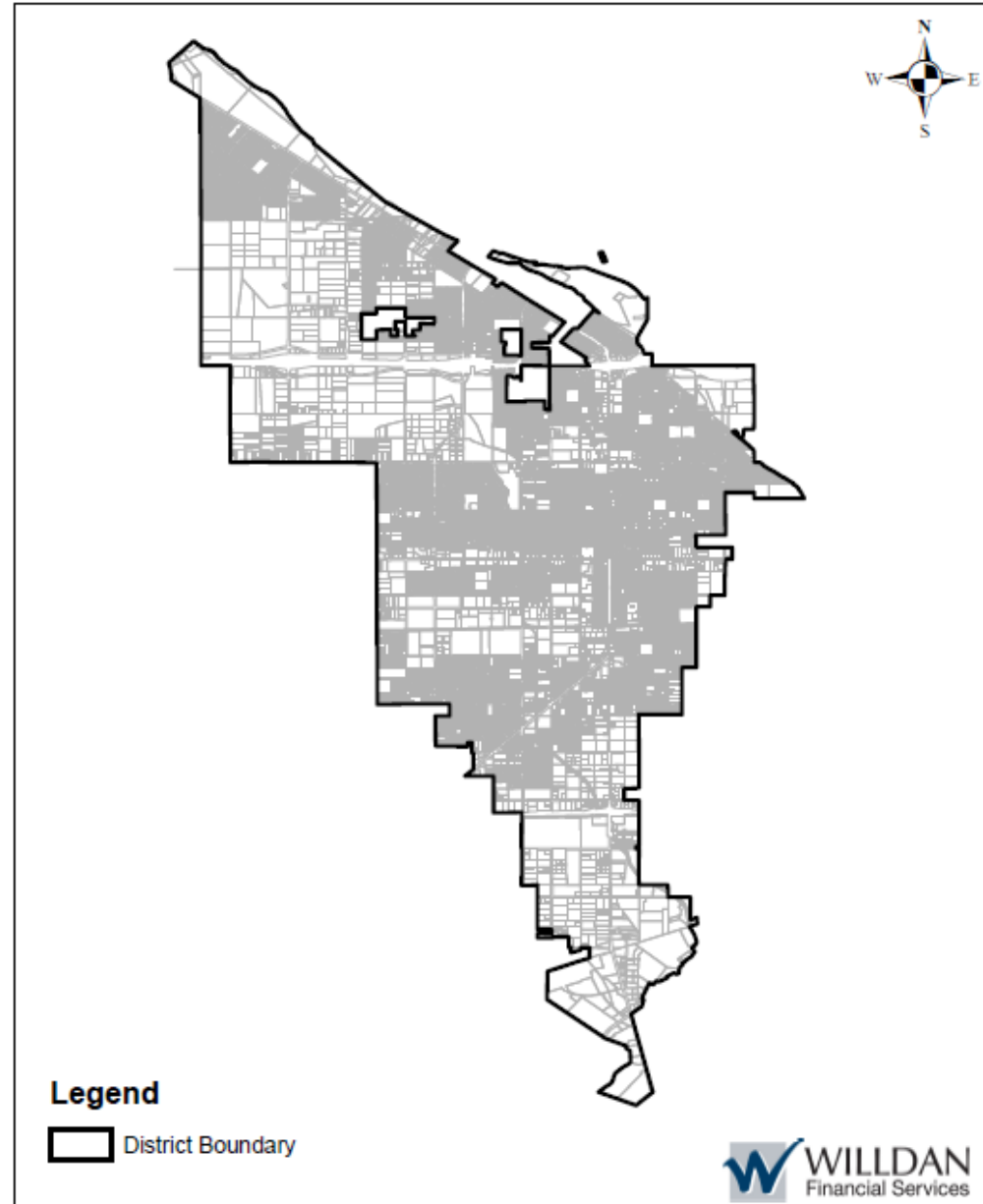
Street Light Maintenance District No. 1  
Landscape Maintenance District No. 1  
Landscape & Lighting District No. 2

A background image showing a misty or foggy landscape. In the foreground, there's a calm body of water reflecting the light. In the background, there are rolling hills or mountains, some of which are partially obscured by the fog. The overall color palette is soft, with various shades of blue, teal, and light green.

# **Street Light Maintenance District No. 1**

# CITY OF RIALTO

## STREET LIGHT MAINTENANCE DISTRICT NO. 1



# SLD 1 Rates (No change from prior year)

---

	Land Benefit Factor	Development Factor
Residential (Developed)	\$8.18 per Acre	\$24.03 per Unit
Residential (Undeveloped)	\$8.18 per Acre	\$0.00 per Unit
Non-Residential (Developed)	\$8.18 per Acre	\$52.09 per Parcel
Non-Residential (Undeveloped)	\$8.18 per Acre	\$0.00 per Parcel

---

---

# SLD 1 Budget Summary

---

<b>Total Expenses</b>	<b>\$1,398,457</b>
-----------------------	--------------------

Contributions	
---------------	--

General Fund	\$556,707
--------------	-----------

District (Amount to Levy)	\$841,750
---------------------------	-----------

<b>Total Contributions</b>	<b>\$1,398,457</b>
----------------------------	--------------------

---

A background image of a misty, mountainous landscape with a body of water in the foreground. The scene is hazy and atmospheric, with soft light filtering through the fog. The mountains are silhouetted against a pale sky, and the water reflects the ambient light.

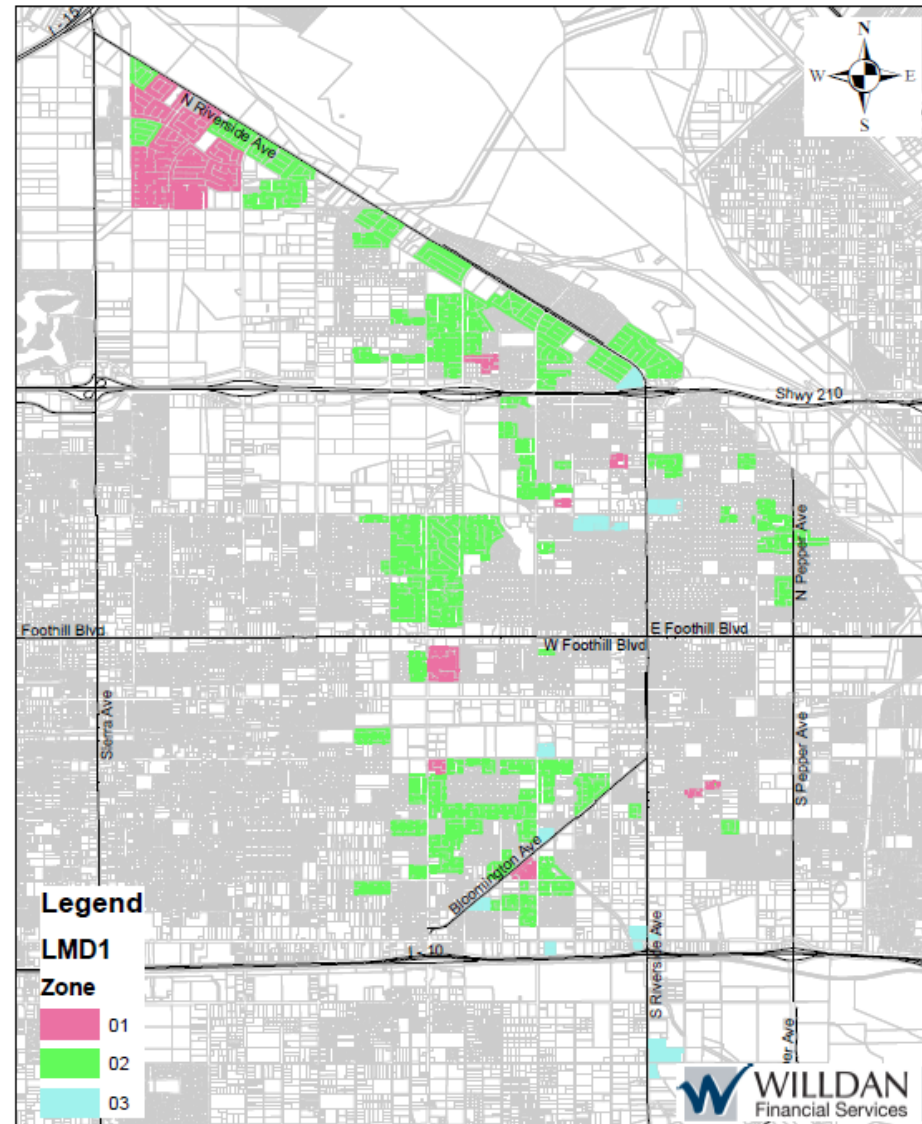
# **Landscape Maintenance District No. 1**

**Zone 1**      **Residential  
No Trees**

**Zone 2**      **Residential  
With Trees**

**Zone 3**      **Non-  
residential,  
Multi-family**

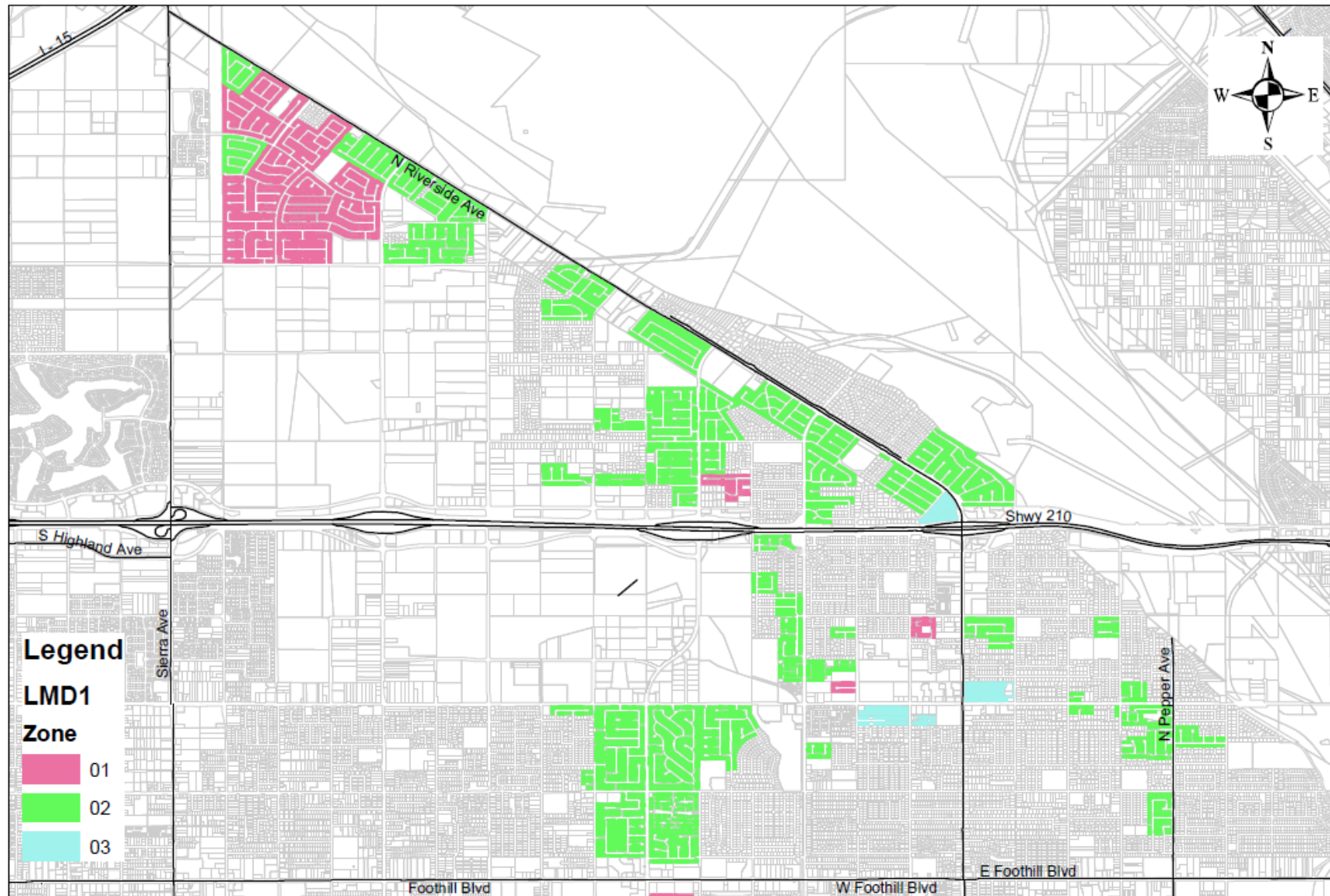
## CITY OF RIALTO LANDSCAPE MAINTENANCE DISTRICT NO. 1





# CITY OF RIALTO

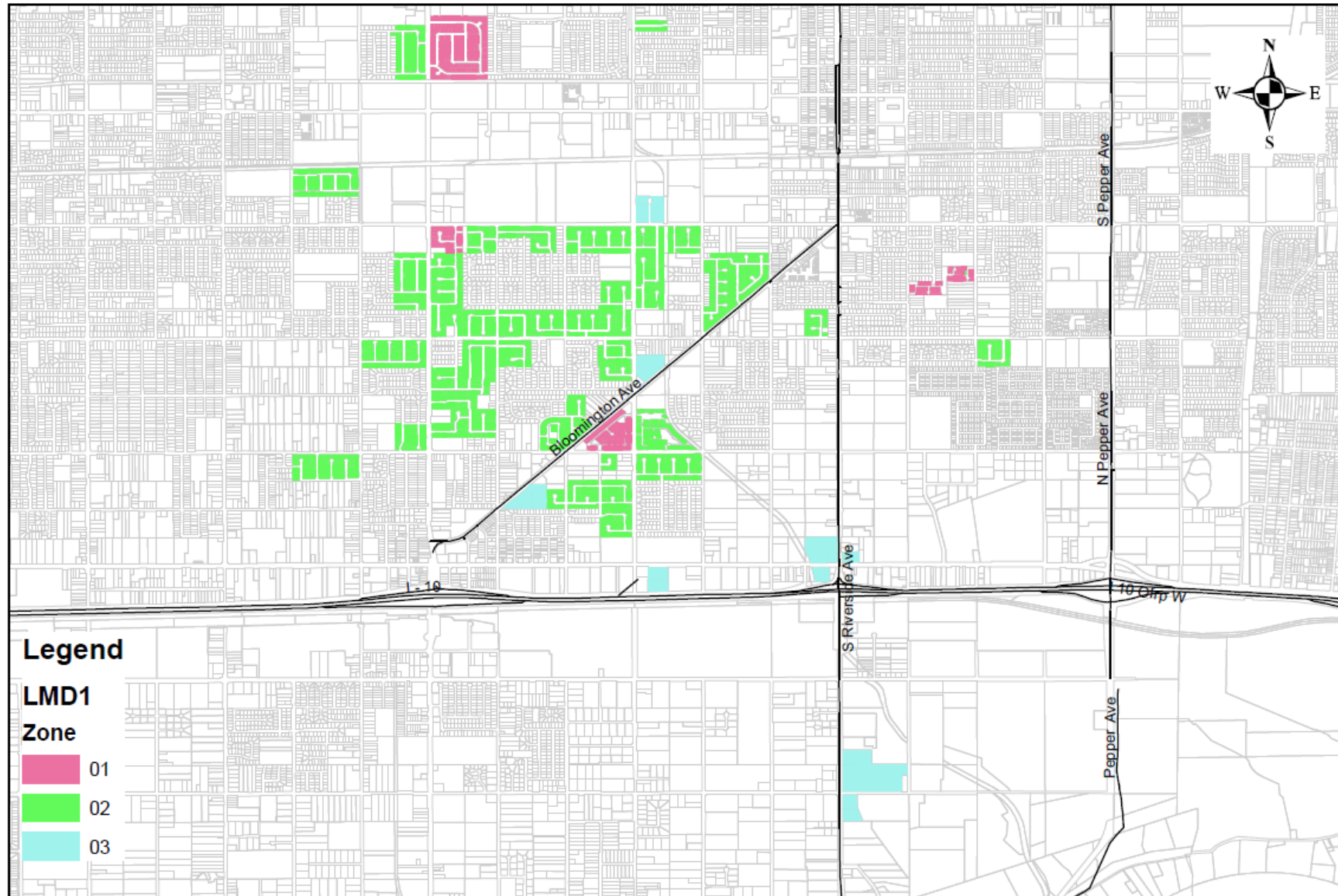
## LANDSCAPE MAINTENANCE DISTRICT NO. 1 (NORTH OF FOOTHILL)





# CITY OF RIALTO

## LANDSCAPE MAINTENANCE DISTRICT NO. 1 (SOUTH OF FOOTHILL)

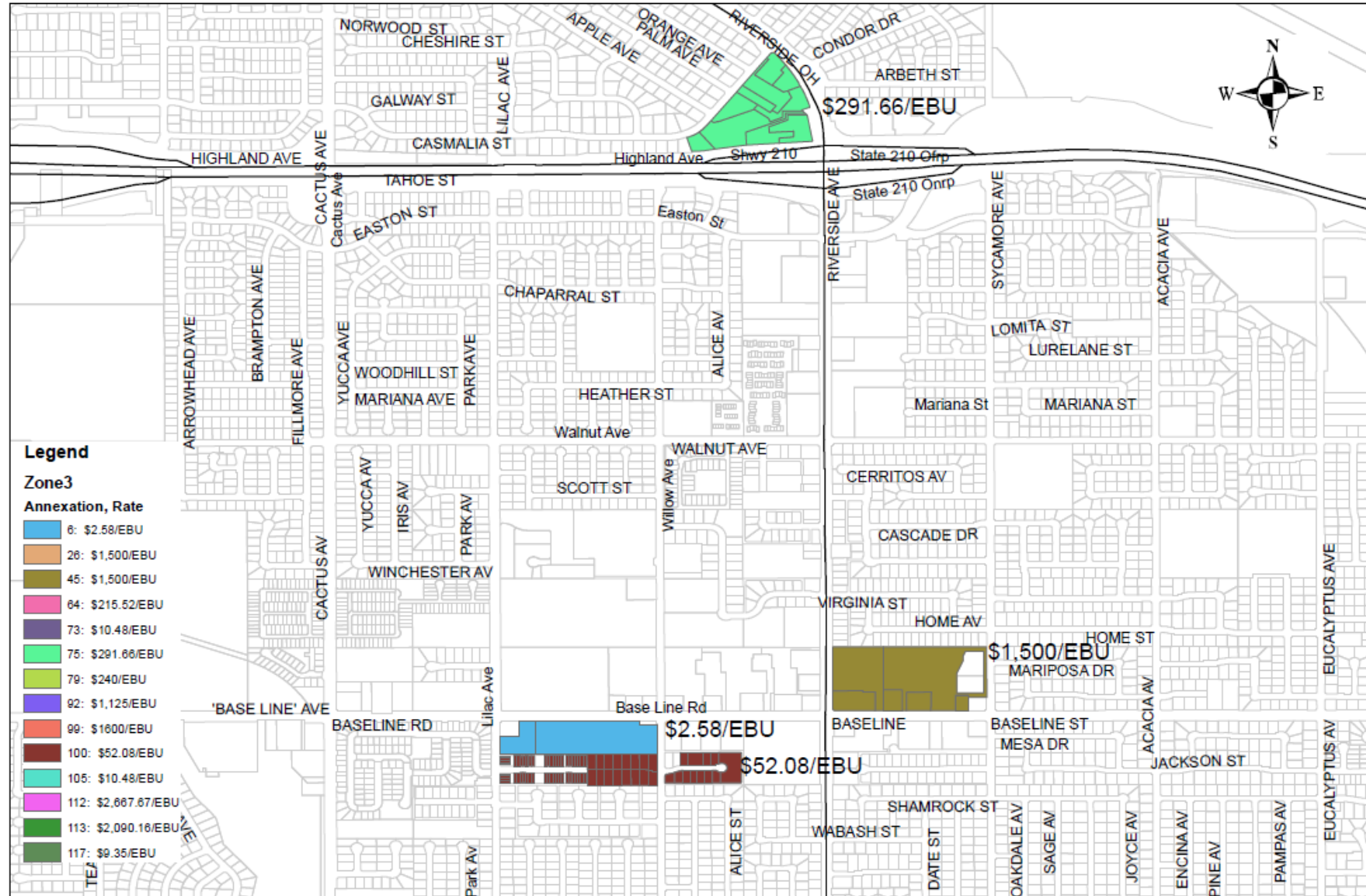


# LMD 1 Budget Summary

	Zone 1	Zone 2	Zone 3	Total
<b>Total Expenses</b>	<b>\$91,451</b>	<b>\$324,285</b>	<b>\$413,361</b>	<b>\$829,097</b>
Contributions				
General Fund			\$345,996	\$345,996
District (Amount To Levy)	104,539	370,695	67,365	542,599
<b>Total Contributions</b>				<b>\$888,595</b>
Total EBUs	1,802.40	6,391.30	2,934.52	
Rate Per EBU	\$58.00	\$58.00	\$2.58 - \$2,667	

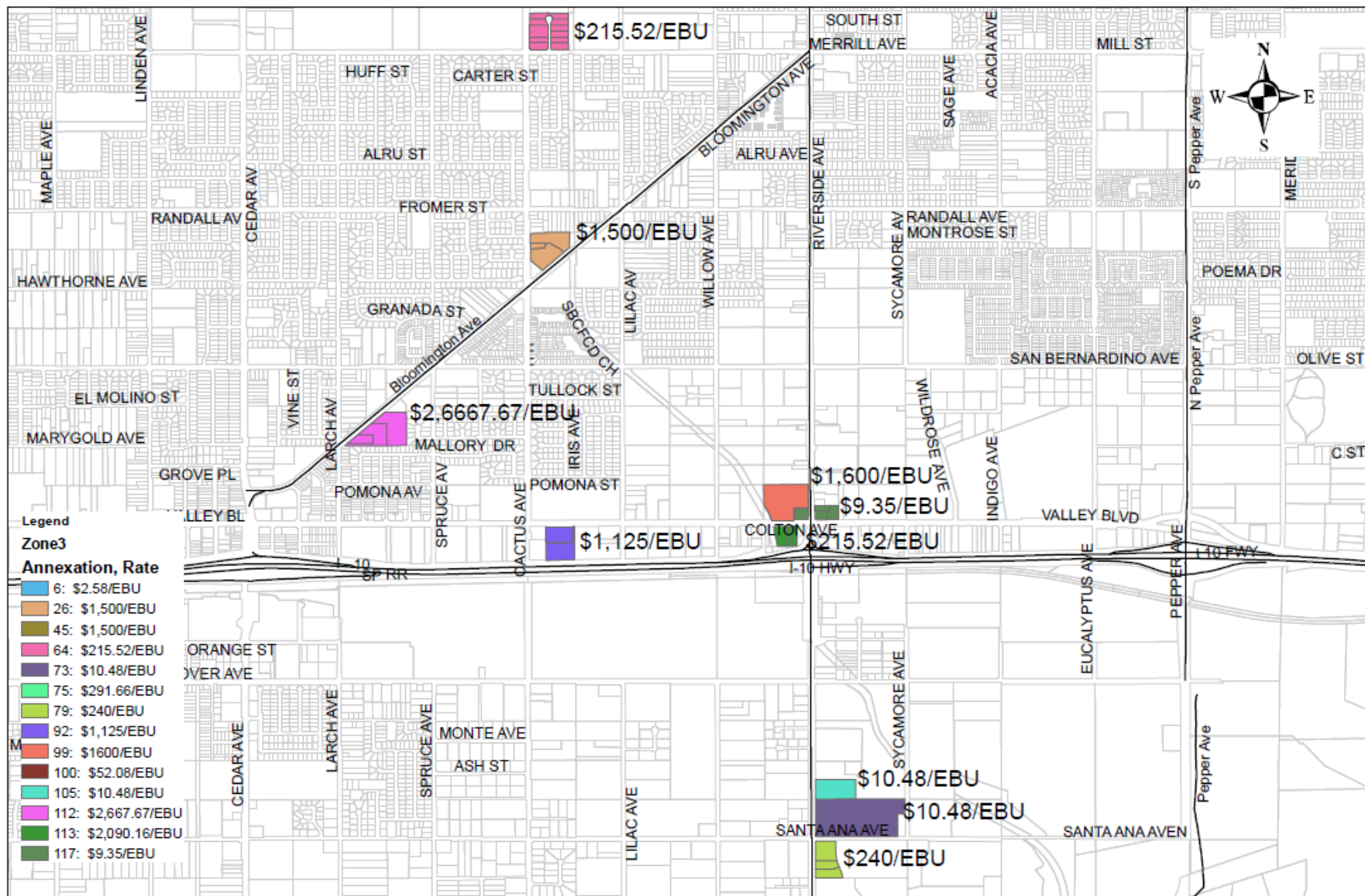
# CITY OF RIALTO

## LANDSCAPE MAINTENANCE DISTRICT NO. 1 ZONE 3 (NORTH OF FOOTHILL)



# CITY OF RIALTO

## LANDSCAPE MAINTENANCE DISTRICT NO. 1 ZONE 3 (SOUTH OF FOOTHILL)






# LMD1 Landscaping





# LMD1 Landscaping





A background image showing a misty or foggy landscape. In the foreground, there's a calm body of water reflecting the light. In the background, there are rolling hills or mountains partially obscured by the fog. The overall color palette is soft, with various shades of blue, teal, and light green.

# **Landscaping and Lighting District No. 2**

# CITY OF RIALTO

## LANDSCAPE AND LIGHTING DISTRICT NO. 2

**Zone 1** Residential street  
lighting & landscaping

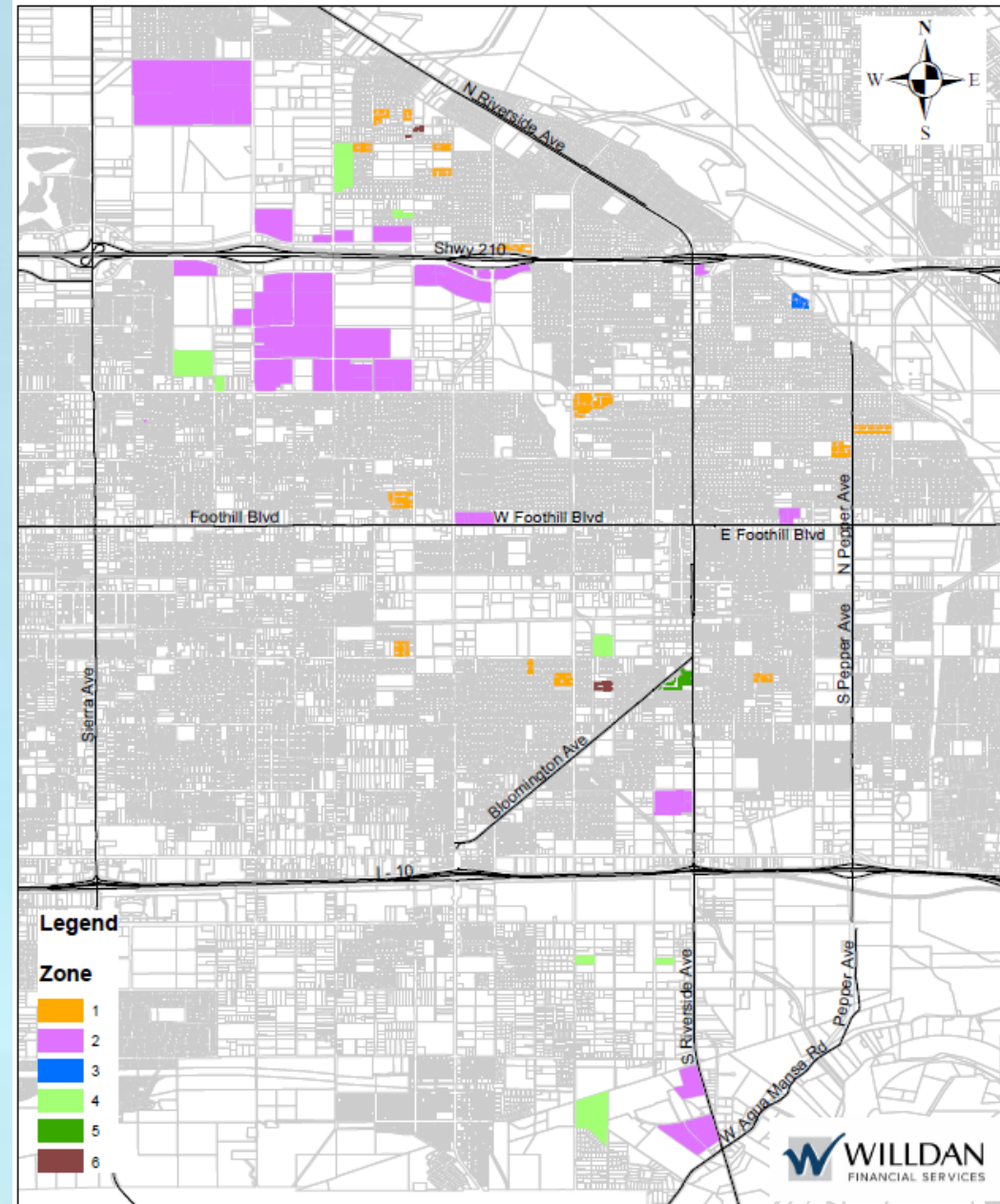
**Zone 2** Non-residential street  
lighting &  
landscaping

**Zone 3** Only Rialto Heights, Tract  
16708

**Zone 4** Non-residential street  
lighting only

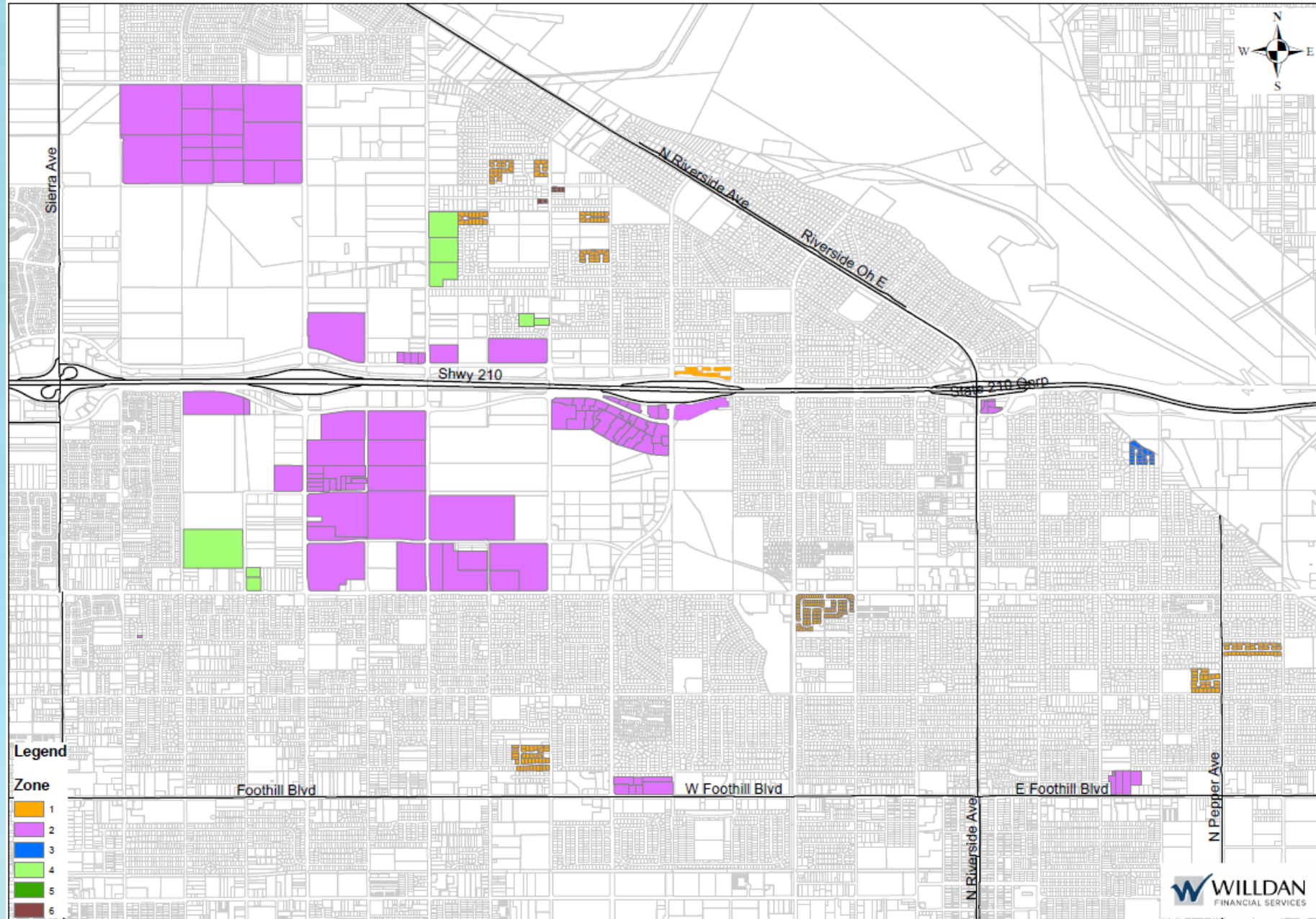
**Zone 5** Multi-family street  
lighting & landscaping

**Zone 6** Residential street  
lighting only



# CITY OF RIALTO

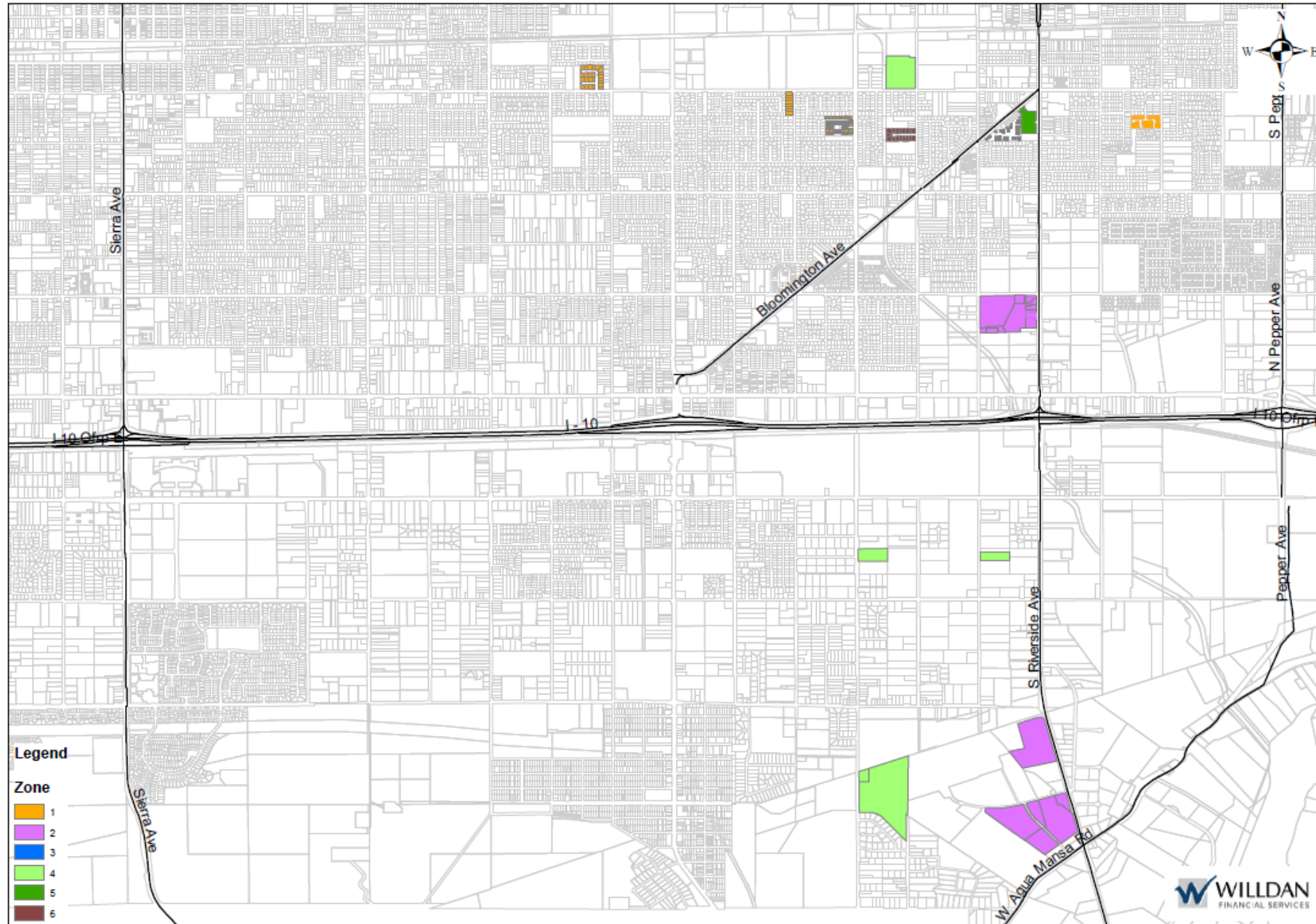
## LANDSCAPE AND LIGHTING DISTRICT NO. 2 (NORTH OF FOOTHILL)





# CITY OF RIALTO

## LANDSCAPE AND LIGHTING DISTRICT NO. 2 (SOUTH OF FOOTHILL)



# LLD2 Landscaping





# LLD2 Landscaping





# LLD2 Landscaping



# LLD 2 Rate Comparison With 0% Increase

	<b>FY 17/18 (Applied) Rate</b>	<b>FY 18/19 (Proposed) Rate</b>	<b>Change</b>
Zone 1	\$369.42	\$369.42	\$0.00
Zone 2	\$0.60	\$0.60	\$0.00
Zone 3	\$567.92	\$567.92	\$0.00
Zone 4	\$48.25	\$48.25	\$0.00
Zone 5	\$0.60	\$0.60	\$0.00
Zone 6	\$68.10	\$68.10	\$0.00

# LLD 2 Budget Summary with 0 % increase

	Zone 1	Zone 2	Zone 3	Zone 4	Zone 5	Zone 6	Total
Expenses							
Costs & Expenses	\$151,790	\$430,715	\$10,277	\$2,109	\$9,189	\$1,423	\$643,815
Repairs/Rehab Program	0	0	0	0	0	0	0
<b>Total Expenses</b>	<b>\$151,790</b>	<b>\$430,715</b>	<b>\$10,277</b>	<b>\$2,109</b>	<b>\$9,189</b>	<b>\$1,423</b>	<b>\$643,815</b>
Contributions							
District (Amount to Levy)	\$167,717	\$471,497	\$11,358	\$2,329	\$10,139	\$1,566	664,606
Replacement/Rehab Fund							
<b>Total Contributions</b>	<b>\$0</b>	<b>\$0</b>	<b>\$0</b>	<b>\$0</b>	<b>\$0</b>	<b>\$0</b>	<b>0</b>
Total EBUs	454	785,828.89	20	48.26	16,727	23	
Rate Per EBU	\$369.42	\$0.60	\$567.92	\$48.25	\$0.61	\$68.10	

# LLD 2 Options

0% Increase	
Expenses	
Costs & Expenses	\$643,815
Reserve Fund Collection	0
Repairs/Rehab	0
<b>Total Expenses</b>	<b>\$643,815</b>
Contributions	
General Fund	\$0
District (Amount to Levy)	664,606
Replacement/Rehab Fund	
<b>Total Contributions</b>	<b>\$664,606</b>
<b>Beginning Reserve Balance (7/1/18)</b>	<b>\$499,303</b>
Allocated to Replacement/Rehab Fund	(0)
Reserve Fund Collection	20,791
<b>Ending Reserve Balance (6/30/19)</b>	<b>\$520,094</b>



# Next Steps

- Hold Public Hearing
- Adopt Resolutions authorizing the levy of the assessments for Fiscal Year 2018/19 in SLD 1, LMD 1 and LLD2