

# Annual Rate Review 2018

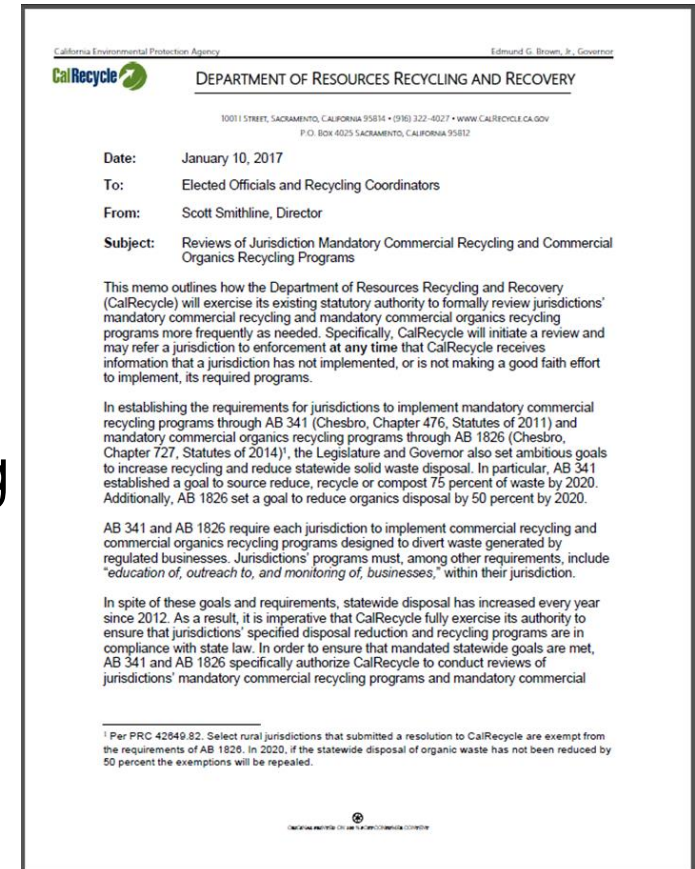
Presented to the City of Rialto

# Agenda

- Diversion & Recycling Compliance
- Commercial Recycling (AB 341)
- Commercial Organics (AB1826)
- Annual Rate Review Components
- 2018 Rate Review Impacts
- Pavement Maintenance Fee
- Residential Rate Options
- Multi-Family Bulky Item Program
- Future Impacts

# Diversion and Recycling Compliance

- 50% Waste Reduction (AB939)
- 2020 Goal of 75% (AB341)
- Mandatory Commercial Recycling
- Mandatory Food Waste/Organics
- CalRecycle Anytime letter



# AB341 Compliance

- January 2018

AB 341 accounts recycling with Burrtec	AB 341 accounts without recycling with Burrtec	AB 341 Total number	AB 341 Participation Rate
307	307	614	50%

- January 2017

AB 341 accounts recycling with Burrtec	AB 341 accounts without recycling with Burrtec	AB 341 Total number	AB 341 Participation Rate
258	371	629	41%

- Future Mandatory Commercial Recycling Ordinance

Note: January 2014 at 19% and February 2015 at 32% compliance

# Commercial Organics AB 1826

Californians throw away nearly 6 million tons of food scraps each year.

- April 1, 2016, Businesses that generate 8 cubic yards (cy) or more a week must source separate food scraps and yard trimmings and arrange for organic recycling services
- January 1, 2017, Businesses generating 4 cy or more per week of organics
- **January 1, 2019, Business that generates 4 cy or more of commercial solid waste per week**

# Business Compliance

- Food rescue-Donate food to local food banks
- Self haul to organics processor
- Subscribe to City's food waste/green waste organics program
- Multi-family complexes – Green Waste Only



# Food Waste Program

- Adopted by City 2016
- Equalized Rates
  - Trash Same costs as Food Waste
- Minimal Participation

# Annual Rate Review

- Cost Component Analysis & Review with July implementation
- Adjustments:
  - Service Consumer Price Index
  - Disposal and processing cost components
    - Trash, Green & Food Waste, Recyclables, Construction & Demolition
  - City Fees
  - Programs



# 2018 Rate Review Impacts

- Service: Consumer Price Index Change: 2.8%
- Disposal and Processing Costs
  - Trash
  - Green Waste
  - Recyclables
- Bin Service Compliance Programs
  - Commercial Recycling & Organics
  - Multi-Family Bulky Item
- Pavement Maintenance Fee

# Disposal and Processing

<b>Cost Component (per ton)</b>	<b>Current</b>	<b>New</b>	<b>Change</b>
Trash	\$37.13	\$38.21	\$1.08
Green Waste	\$40.97	\$42.44	\$1.47
Recyclables	\$8.70	\$7.22	(\$1.48)

# Pavement Maintenance Fee Budget

Pavement Maintenance Fees			
Fiscal Year	Revenues	Budgeted Expenditures	Project Notes
2014/15	\$ 632,117	\$ -	
2015/16	\$ 785,007	\$ -	
2016/17	\$ 1,549,609	\$ 1,000,000	Slurry Seal/Chip Seal Zone 5 All local streets South of Randall Ave. between Maple Ave. and Cactus Ave., and a line roughly 1300 feet North of Randall Ave.
2017/18	\$ 1,068,652	\$ 1,800,000	Slurry Seal Zone 4 (Construction to begin Qtr. 1 of 2019)
Expected Revenues for 2018/19	\$ 1,279,600	\$ 2,400,000	Slurry Seal Zone 3 (Construction to begin Qtr. 3 of 2019)

# Slurry Seal Zone Map

## Pavement Maintenance Fees

**2016-17**

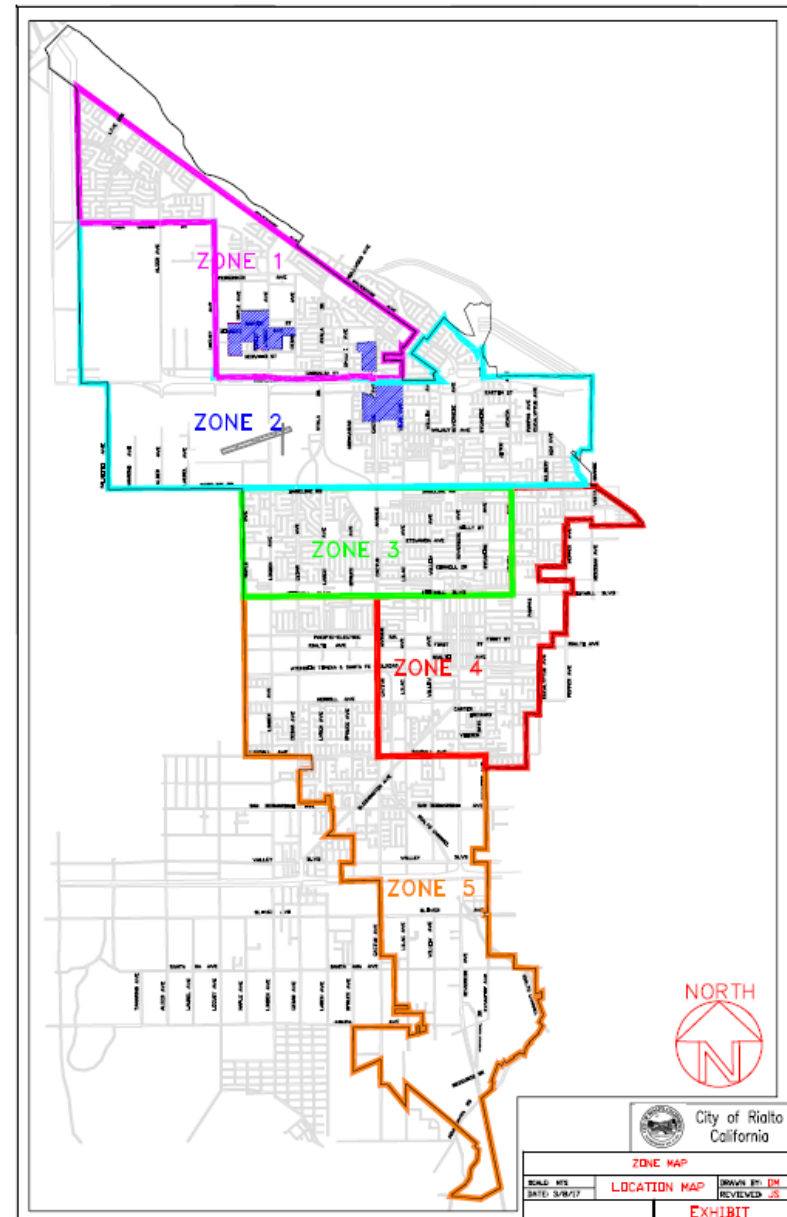
\$1,000,000 awarded for  
Zone 5 Slurry Seal Project.

**2017-18**

\$1,800,000 budgeted for  
Zone 4 Slurry Seal Project.

**2018-19**

\$2,400,000 budgeted for  
Zone 3 Slurry Seal Project.



# Residential Option 1 – Standard Review

60 gallon at \$29.33 (Tax Roll Billing)

- Disposal & Materials Processing increase of \$0.46 or 8.35%
- Burrtec CPI increase of \$0.42 or 2.83%
- City fees (Franchise, AB939 and HazMat) increase by \$0.24 or 3.93%
- No change in Pavement Maintenance Fee

Residential Option 2 –  
Utilities Commission Recommendation  
Reduced AB939 & HHW Fee  
60 gallon at \$28.19 (Tax Roll Billing)

- Disposal & Materials Processing increase of \$0.46 or 8.35%
- Burrtec CPI increase of \$0.42 or 2.83%
- Reduce City fees for AB939 and HHW to \$0.49 each
- No change in Pavement Maintenance Fee

# Residential Rates

	Monthly Charge			
		Proposed 2018-19		
Service	Current 2017-18	Standard Review Option 1	AB939 & HHW Fee Reduced Option 2 <small>Utility Commission Recommendation</small>	Prop 218 2018
60 gallon tax roll	\$ 28.22	\$ 29.33	\$ 28.19	\$ 32.72
60 gallon direct bill	\$ 28.82	\$ 29.94	\$ 28.75	\$ 33.72
40 gallon tax roll	\$ 27.50	\$ 28.58	\$ 27.49	\$ 32.84
40 gallon direct bill	\$ 28.10	\$ 29.19	\$ 28.07	\$ 32.84
Senior tax roll	\$ 21.25	\$ 22.17	\$ 21.24	\$ 23.66
Senior direct bill	\$ 21.76	\$ 22.69	\$ 21.73	\$ 23.66

# Rate Survey

Note: Many rates under review for 2018 adjustment.

## 2018 RESIDENTIAL RATE SURVEY

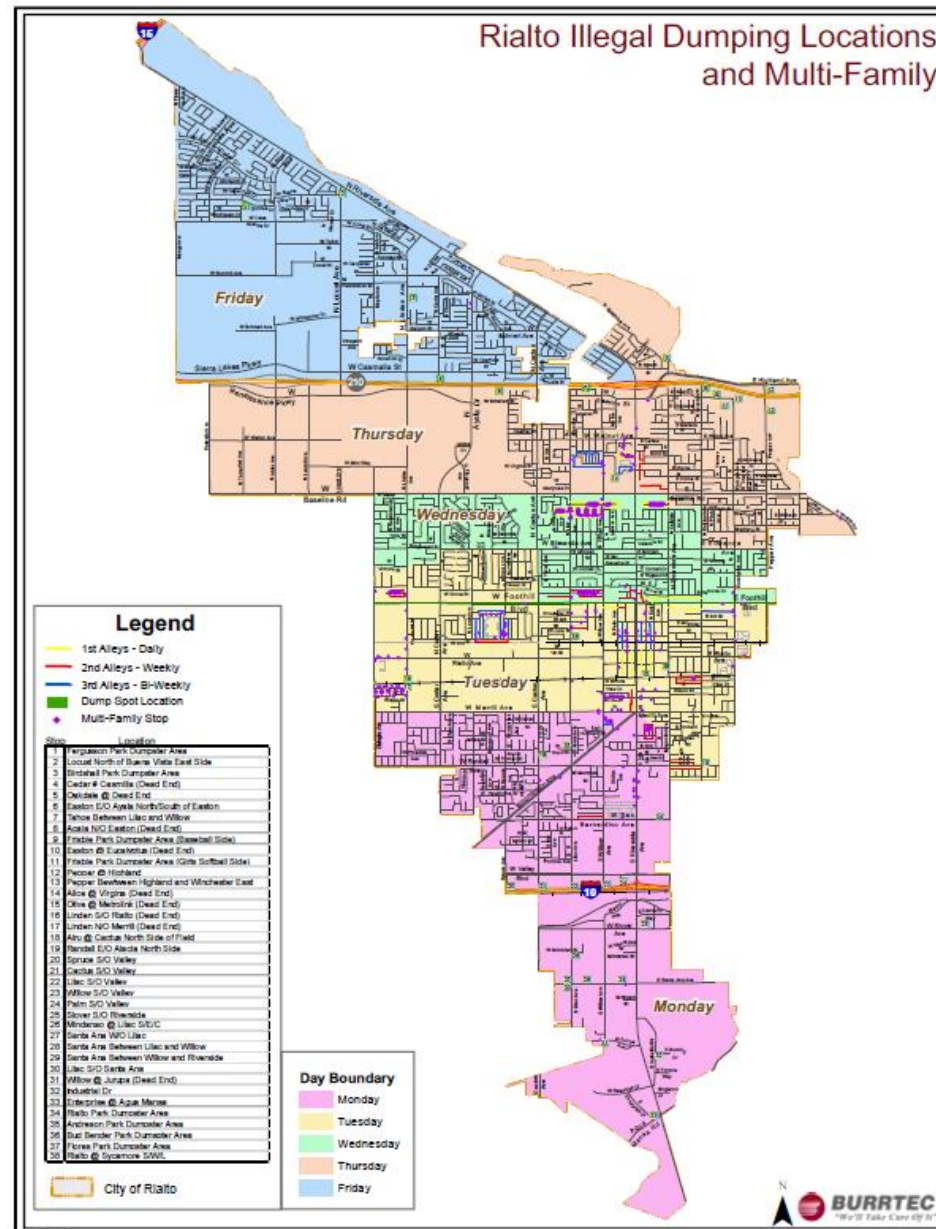
Jurisdiction	Monthly Rate	
Rancho Cucamonga	\$	23.26
San Bernardino	\$	23.28
Highland	\$	23.91
Grand Terrace	\$	23.98
Colton	\$	24.77
Upland	\$	26.23
Yucaipa	\$	26.29
Fontana	\$	26.34
Montclair	\$	26.88
Rialto (Tax Roll Option 2)	\$	28.19
Rialto (current tax roll)	\$	28.22
San Bernardino County	\$	28.35
Rialto (Direct Option 2)	\$	28.75
Rialto (current direct)	\$	28.82
Rialto (Tax Roll Option 1)	\$	29.33
Rialto (Direct Option 1)	\$	29.94
Ontario	\$	31.27
Redlands	\$	32.00



# Illegal Dumping Issues

- City staff assigned to illegal dumping sweeps
- Burrtec will collect bulky items at MF complexes
- First year implementation to include 52 hours per week (excess hours to be used for illegal dumping of bulky items)
- Majority of material identified as bulky items

# Illegal Dumping Map



# Multi-Family Bulky Item Program

- Few MF complexes bulky items requests
- Burrtec will collect bulky items at MF complexes
- First year implementation to include 52 hours per week (excess hours to be used for illegal dumping of bulky items)
- Multiple vehicles for different commodities in order to comply with disposal regulations

# Commercial & Multi-Family Rates

Service	Monthly Charge			Prop 218 2018
	Current 2017-18	Standard Review Proposed 2018-19	Utility Comm. Recomm. Proposed 2018-19	
Commercial services One time per week				
3 yard trash bin	\$201.22	\$221.36	\$217.16	\$243.66
2 yard food waste or trash bin	\$153.64	\$167.62	\$164.71	\$183.48
Multi-family 3 yard bin With bulky item collection program	\$201.22	\$232.36	\$225.87	\$243.66

# Future Impacts

- China's National Sword Policy - impact on recycling values
- AB1383: Regulations and Enforcement for solid waste diversion and recycling
- Green Waste: Alternative Daily Cover will not count as Diversion
- Organics Reduction at landfills
- Land Application and Compost contamination: Title 14



?? Questions ??