

DRAFT Capital Improvement Five -Year Program (2020 ~ 2024)

May 28, 2019

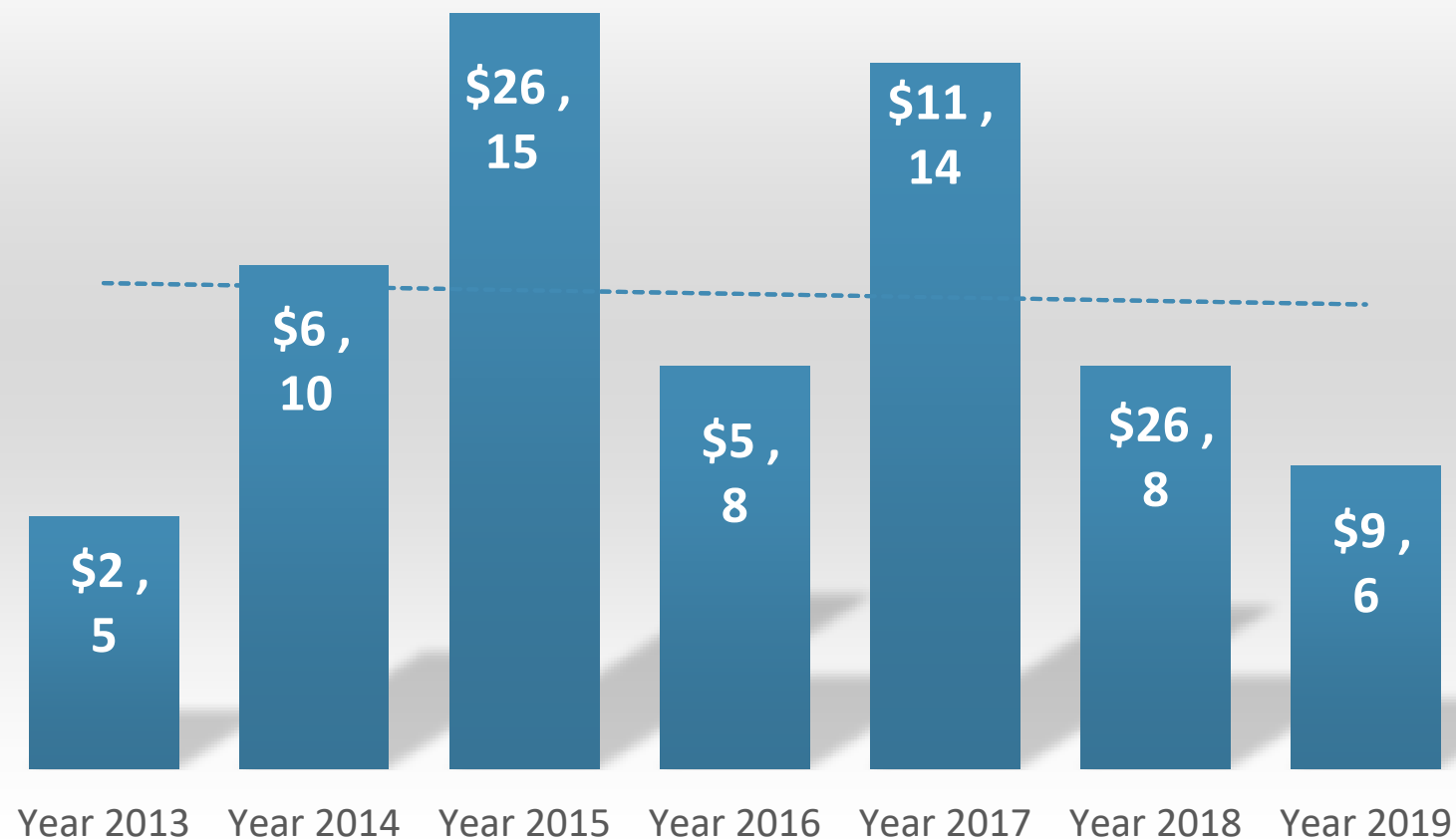




Summary of Public Works Delivered Completed Projects

Seven Years Average:
10 Projects at \$12 Million

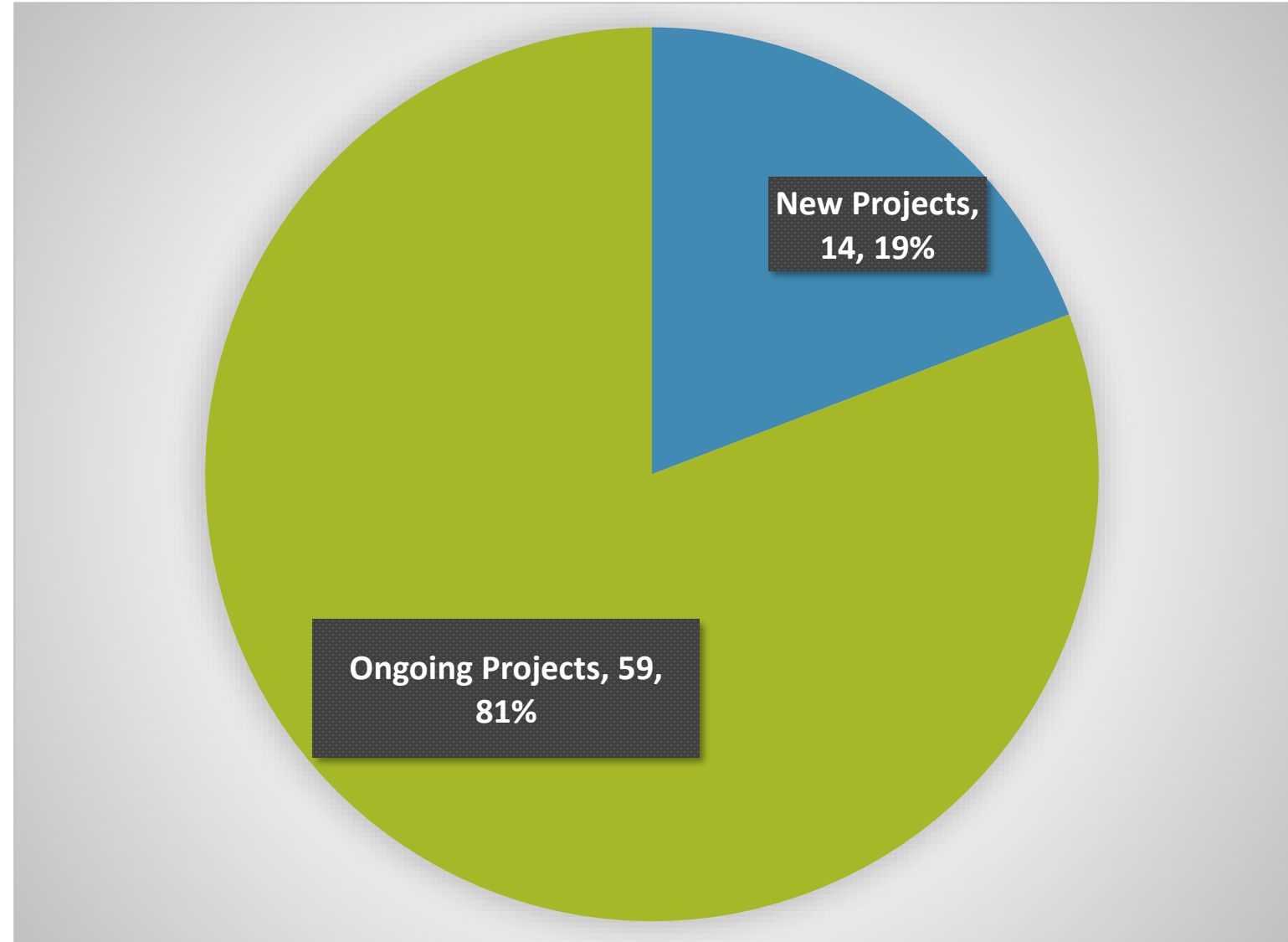
Number of Capital Projects Completed by Year,
(\$ in Millions, Number of Projects)





CIP Projects delivered by Public Works

5/24/2019

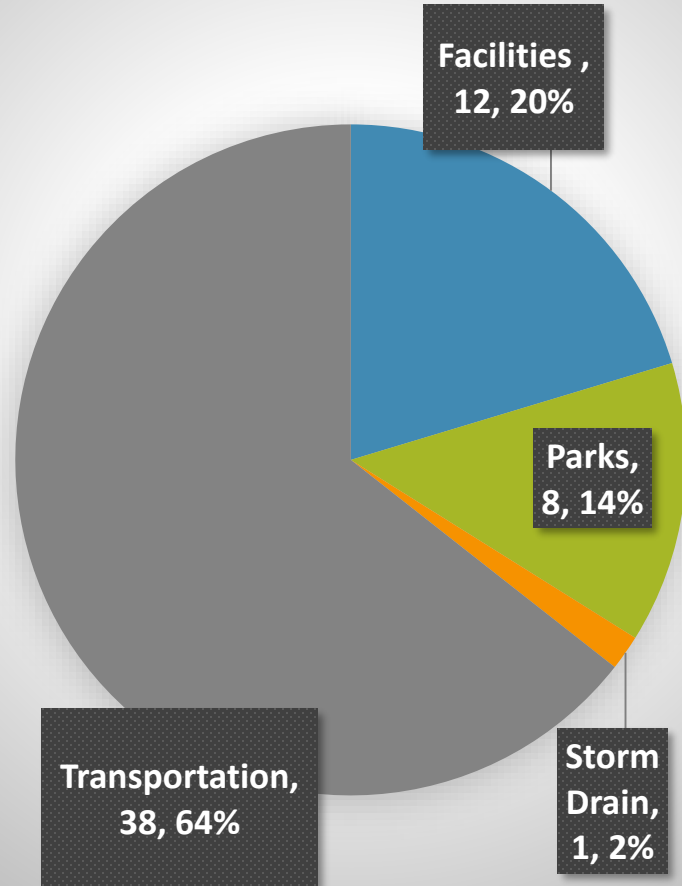


*Total 73 projects, excluding Development and Water/Wastewater projects

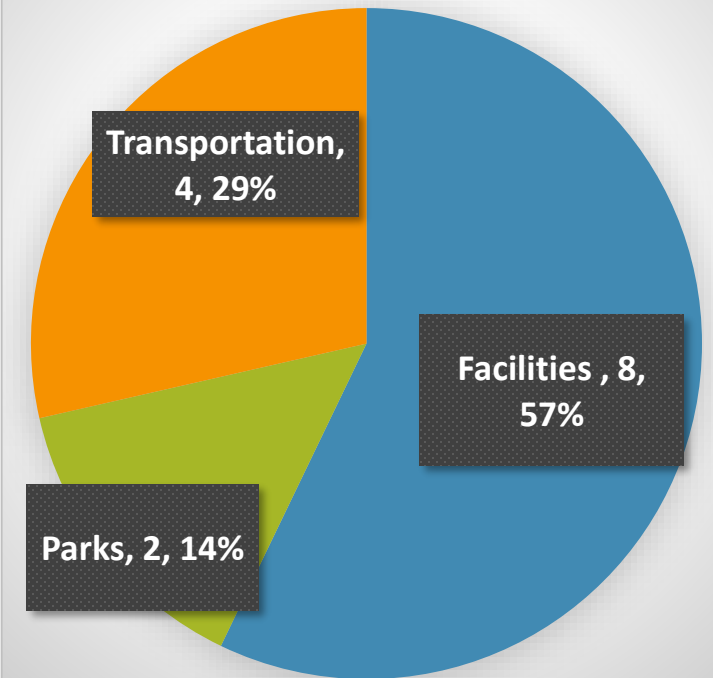


Types of Projects Delivered by Public Works

**Ongoing Public Works
Projects
(59 Projects)**



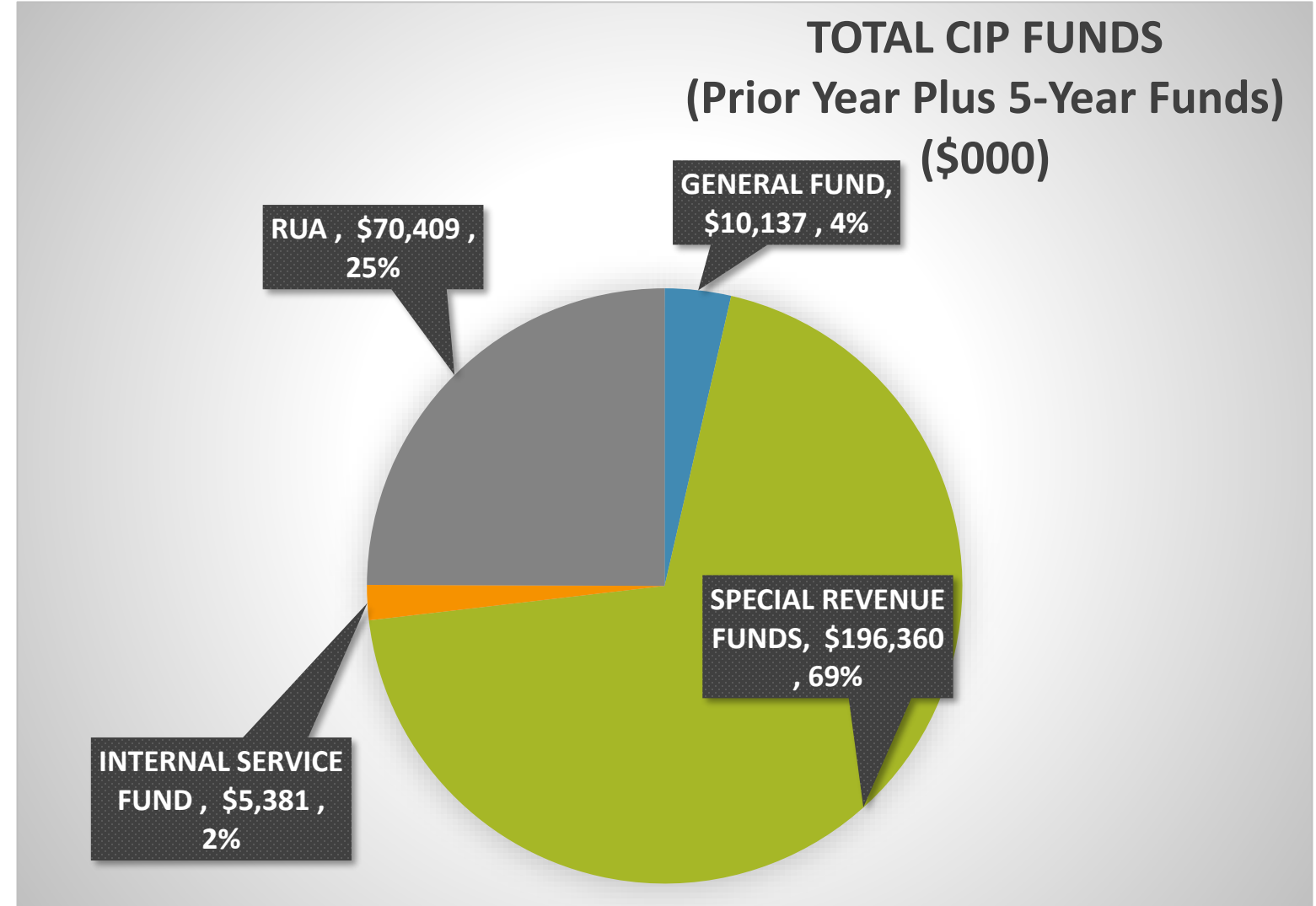
**New Public Works Projects
(14 Projects)**



*Total 73 projects, excluding Development and Water/Wastewater projects

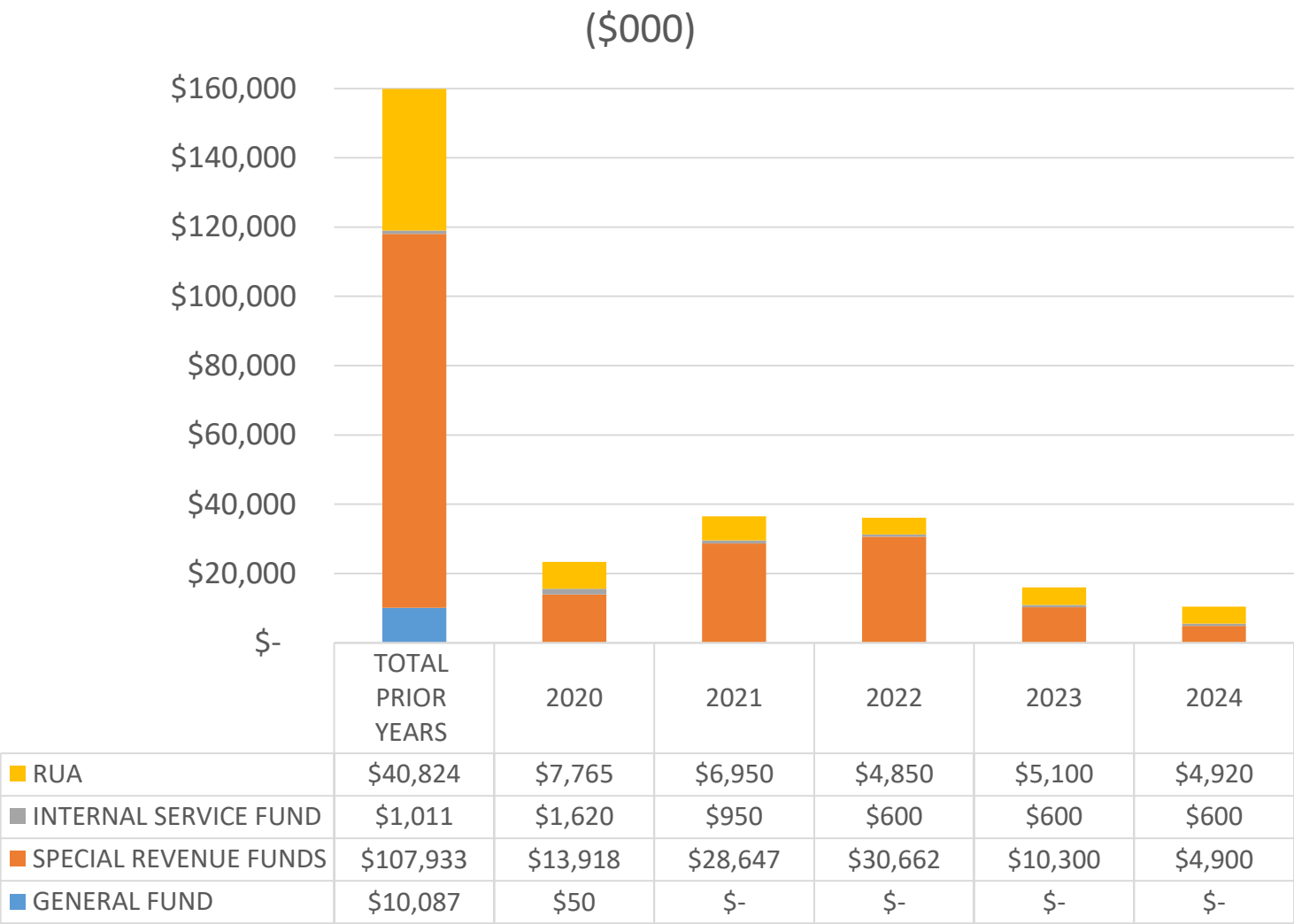


Summary of Multi-Year Funding by Sources (\$282 M)





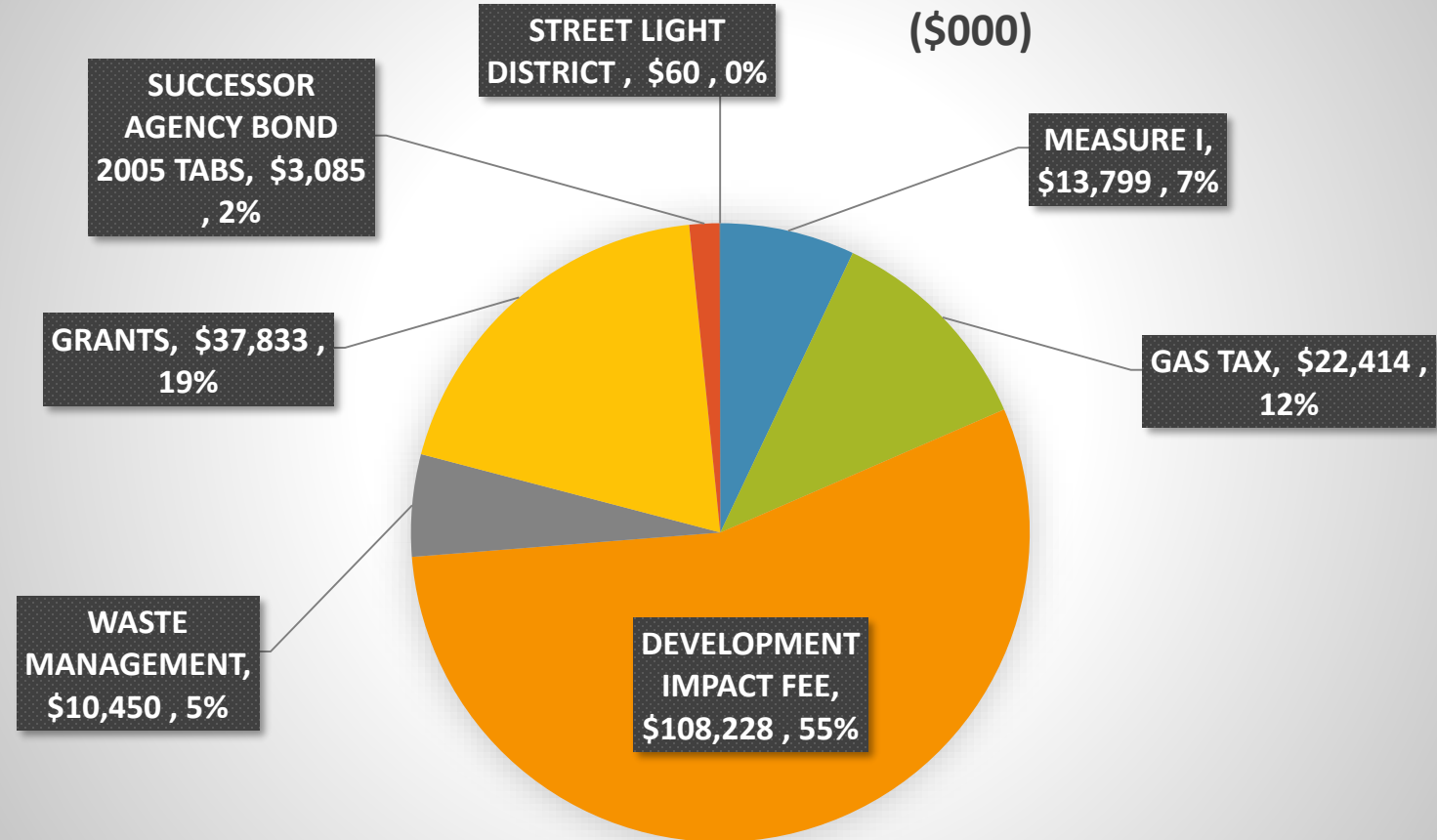
Summary of Multi-Year Funding Sources by Year (\$282 M)





Multi-Year Special Revenue Funding by Sources (Total \$196M)

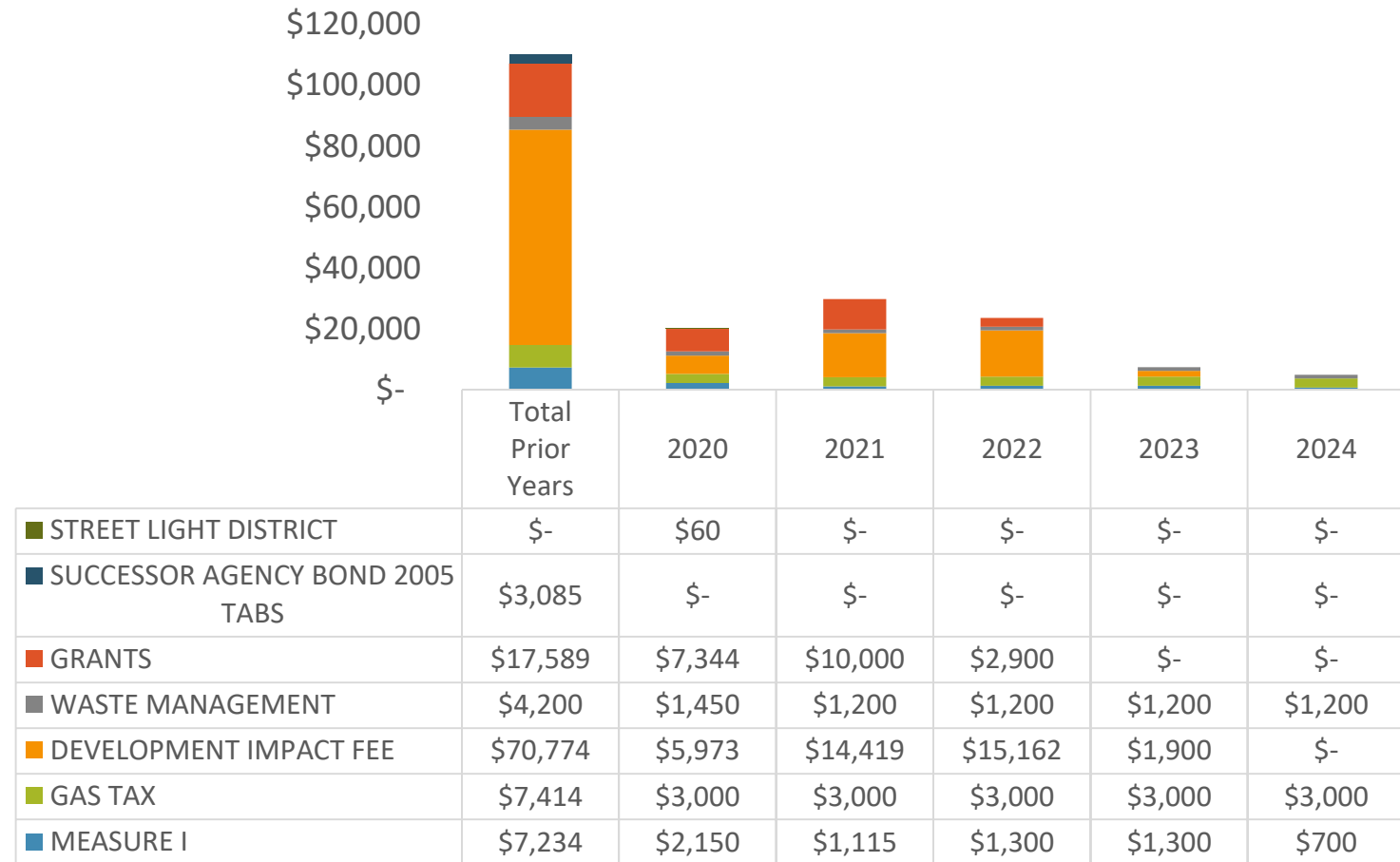
Special Revenue Funds for all CIP Projects
(Prior Year Plus 5-Year Funds)
(\$000)





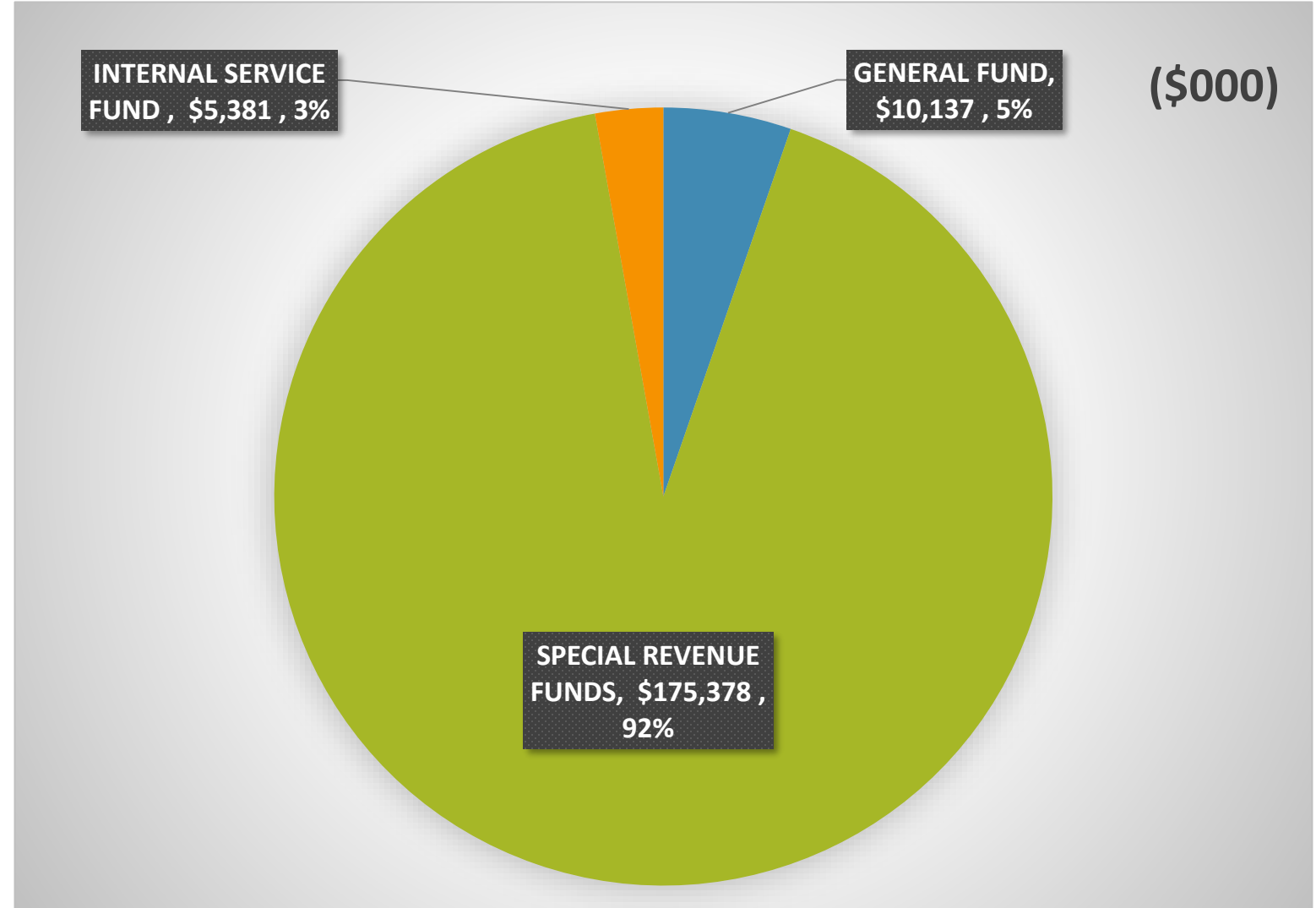
Multi-Year Special Revenue Funding Sources by Year (Total \$196M)

Distribution of Special Revenues Funds for All CIP Projects
(\$000)





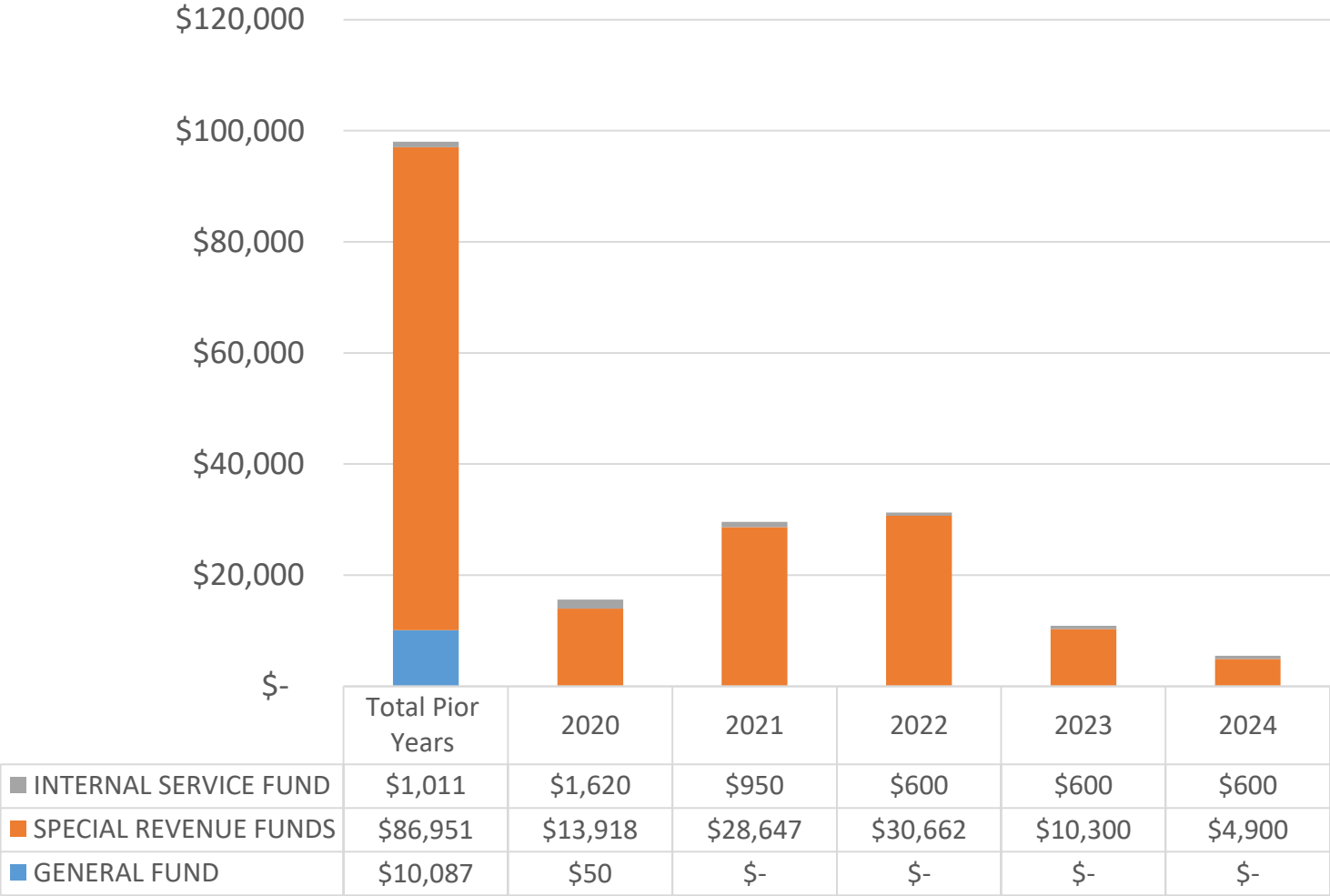
Summary Funding by Sources (Public Works Only) (Total \$191M)





Summary
Funding
Sources by
Year
(Public Works
Only)
(Total \$191M)

Funds for Public Works Delivered CIP Projects
(\$000)





Appropriations for Existing Continuing Projects

Fund Type	Prior Years (\$000)	2020 (\$000)
GENERAL FUND	\$ 10,087	
SPECIAL REVENUE FUNDS	\$ 107,933	\$ 12,843
INTERNAL SERVICE FUND	\$ 1,011	\$ -
RIALTO UTILITY AUTHORITY	\$ 40,824	\$ 1,540
Total	\$ 159,855	\$ 14,383



Appropriations for Proposed New Projects

Fund Type	2020 (\$000)
GENERAL FUND	\$ 50
SPECIAL REVENUE FUNDS	\$ 1,075
INTERNAL SERVICE FUND	\$ 1,620
RIALTO UTILITY AUTHORITY	\$ 6,225
Total	\$ 8,970



Projects Expecting Construction Completion within 12 Months

Project Name	Status	Completion Date (YR/QTR)
COMMUNITY CENTER ADA SITE IMPROVEMENTS	Construction	Q2/19
ROOF REPLACEMENT	Construction	Q3/19
CALRECYCLE TIRE-DERIVED GRANT	Construction	Q3/19
EMERGENCY GENERATORS	Construction	Q3/19
FIRE TRUCK DOOR REPLACEMENT	Budget Programming	Q3/19
METROLINK PARKING LOT & DEPOT IMPROV II	Construction	Q3/19
STREET OVERLAY: <ul style="list-style-type: none"> • Rialto • Merrill • Linden • Valley 	Construction	Q3/19
STREET SLURRY SEAL- ZONE 4	Construction	Q3/19
TRAFFIC CALMING @ CASA GRANDE	Planning	Q4/19
TEMPORARY FIRE STATION 205	Construction	Q4/19



Projects Expecting Construction Completion within 12 Months (cont'd)

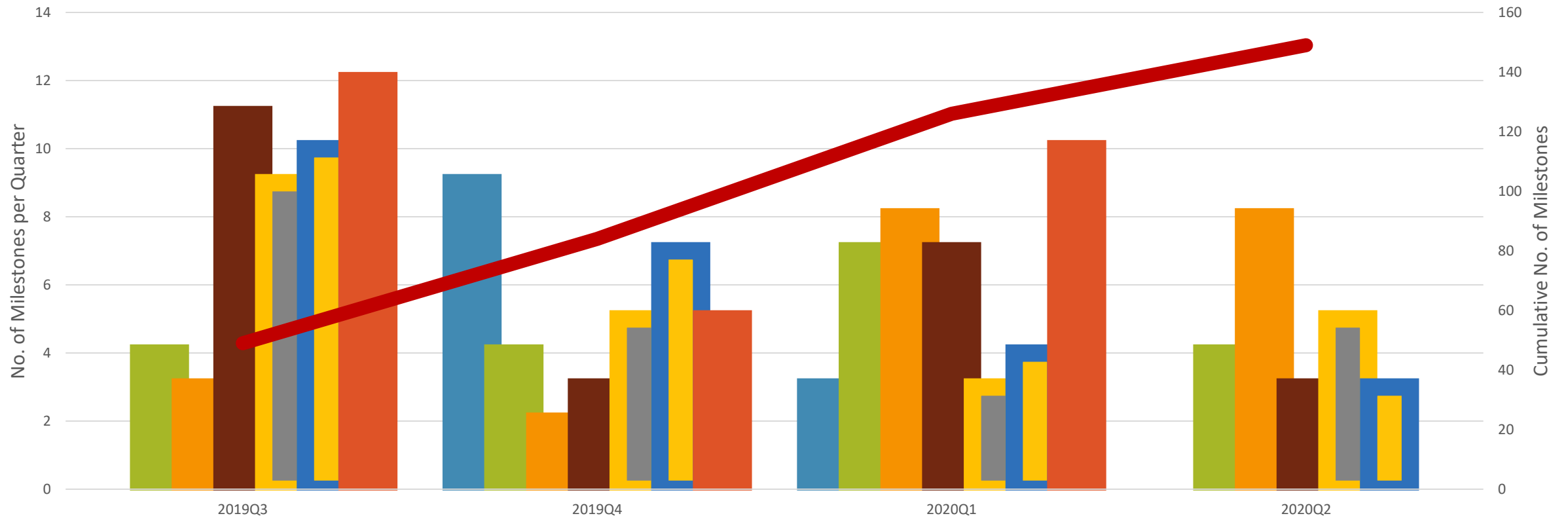
Project Name	Status	Completion Date (YR/QTR)
BUD BENDER PARK BALLFIELD FENCE	Design	Q4/19
TRAFFIC SIGNAL BATTERY BACKUP SYSTEM	Construction	Q4/19
CEDAR AVENUE SIDEWALK IMPROVEMENTS	Construction	Q4/19
COMMUNITY CENTER REHAB	Design	Q4/19
ETIWANDA CORRIDOR - TDA/ATP/MSRC	Design	Q1/20
CURB, GUTTER, & SIDEWALK (CDBG)	Bidding	Q1/20
TRAFFIC SIGNAL @ PEPPER/WINCHESTER	Bidding	Q2/20



Projects in Construction Expecting to Continue in FY2021

Project Name	Status	Completion Date (YR/QTR)
RANDALL AVE WIDENING - CACTUS/RIVERSIDE	Construction	Q3/20
ALDER WIDENING - BASELINE/RENAISSANCE	Construction	Q3/20
FRISBIE PARK EXPANSION	Construction	Q4/20

Rialto CIP Milestone Deliverables from July 2019 through June 2020



M050 A&E Contract Request for Proposal (RFP) (Date)

M100 Notice to Proceed (NTP) for Design (Date)

M200 Ready to Advertise (Date)

M250 Construction Contract Award (Date)

M300 NTP for Construction (Date)

M400 Construction Contract Acceptance (Date)

M500 Closeout Complete (Date)

Cumulative

Summary of Major Milestones to be Delivered (July 2019 ~ June 2020)

Tier 1: Prioritize Projects by Group

- A-Projects in Construction
- B-Funding Deadline
- C-Mandated-Safety Projects
- D-Others

Tier 2: Rank Projects by Score within Group D

- Funding Availability
- Project Readiness
- Benefit Factor
- Conformance to General/Specific Plan



Proposed Prioritizing Approach



Public Works Completed Projects 2018 & 2019

Projects	Actual Project Cost
CDBG Curb, Gutter, & Sidewalk, Zone 3	\$580,526
141 S. Riverside Resource Center	\$162,312
Citywide Roof Repairs Project	\$182,988
Riverside and San Bernadino	\$5,785,651
Ayala Widening Project	\$7,595,676
Bloomington Median Riverside to San Bernadino	\$497,150
2016-2017 Annual Street Overlay Project	\$2,200,208
Community Center Fence	\$281,062
Overlay	\$3,004,061



Public Works Completed Projects 2018 & 2019 continued

Projects	Actual Project Cost
Slurry Seal	\$1,786,054
Metrolink Station ADA Accessibility	\$19,869
Acquisition of SCE Street Lights and Retrofit with LED Fixtures	\$3,523,472
Rialto Park Announcer Booth	\$334,652
Parks ADA Improvements- Frisbie and Andreson Park Phase I	\$1,706,044
Bud Bender Park Field Lights	\$293,086
Frisbie Park Field Lights	\$294,666
Joe Sampson [Cactus/ Randall] Park	\$6,326,358
Community Center ADA Site Improvements	\$551,713



Proposed Projects in 2019

Category/Project Name/Funding [\$000]	Project Number	FY2019 Budget Amount (\$000)
Facilities: FIRE TRUCK DOOR REPLACEMENT [Internal Service- General Facilities]	190206	\$50
Facilities: FACILITIES ADA TRANSITION PLAN [Grant- Cal OES]	190210	\$500
Parks: CACTUS TRAIL [SB-1, \$1,260K; Open Space DIF, \$500K]	170801	\$1,760
Parks: CACTUS TRAIL PARKING LOT [Open Space DIF, \$500]	170802	\$500
Parks: BACA-TURCH NEW PARK [General Fund, \$1,708; Park DIF, \$2,378]	180301	\$18,767
Parks: FERGUSON PARK PLAYGROUND REPLACEMENT	190301	\$180



Proposed Projects in 2019

Category/Project Name/Funding [\$000]	Project Number	FY2019 Budget Amount (\$000)
Transportation: STREET OVERLAY 2019	190804	\$2,400
Transportation: STREET SLURRY SEAL 2019	190805	\$2,500
Transportation: CURB, GUTTER, SIDEWALK IMPROVEMENTS 2019	190806	\$200
Transportation: TRAFFIC CALMING @ CASA GRANDE [Measure I]	190809	\$100
Transportation: EASTON SIDEWALK PROJECT (WEST OF ACACIA) [Measure I]	190811	\$120
Transportation: BASELINE PARKWAY IMPROVEMENTS (ACACIA TO MERIDIAN) [Measure I]	190812	\$200



Proposed New Projects in FY2020

Category/Project Name/Funding	Project Number	FY2020 Budget Amount (\$000)
Facilities: Roof Replacement 2019-2020 [Internal Service-General Facilities]	200201	\$85
Facilities: HVAC Replacement 2019-2020[Internal Service-General Facilities]	200202	\$100
Facilities: Generator Replacement 2019-2020[Internal Service- General Facilities]	200204	\$350
Facilities: Facilities Maintenance Program 2019-2020[Internal Service- General Facilities]	200205	\$100
Facilities: Pool and Spa Replaster 2019-2020 [Internal Service- General Facilities] ***CARRYFORWARD AMOUNT \$100K***	190208	\$205
Facilities: Fire Door Replacement [Internal Service- General Facilities]	200207	\$200



Proposed New Projects in FY2020 (cont'd)

Category/Project Name/Funding	Project Number	FY2020 Budget Amount (\$000)
Facilities: Daycare Building Replacement, Preston Elementary[Internal Service- General Facilities]	200208	\$300
Facilities: City Facilities Pavement Program 2019-2020 [Internal Service- General Facilities]	200209	\$225
Facilities: Facilities Fencing Replacement Police Station [Internal Service- General Facilities]	200210	\$55
Parks: Community Garden Across City Hall [Waste Management Fund]	200301	\$250
Parks: Park Playground Replacement Program[General Fund]	200302	\$50
Transportation: PUBLIC RIGHT OF WAY- ADA TRANSITION PLAN [Measure I] ***CARRYFORWARD AMOUNT 100K***	190808	\$250



Proposed New Projects in FY2020 (cont'd)

Category/Project Name/Funding	Project Number	FY2020 Budget Amount (\$000)
Transportation: Ayala/Fitzgerald TS [Fair Share Agreement]	190810	\$300
Transportation: Street Overlay 2020[Measure I \$600K, Gas Tax \$400K, SB-1 \$1,800K]	200804	\$2,800
Transportation: Street Slurry Seal 2020[Measure I \$100K, Gas Tax \$200K, Waste Management \$1,200K]	200805	\$1,500
Transportation: Safety Lights Conversion to LED[Street Light District]	200806	\$60
Transportation: Alder Interchange I-210 [Fair Share Agreement]	200808	\$465
Transportation: Curb, Gutter, Sidewalk Improvements 2020 [Gas Tax]	200809	\$300
Transportation: Pavement Crack Sealing 2020 [Gas Tax]	200810	\$300



Q&A