



|                        |             |          |
|------------------------|-------------|----------|
| <b>SOUTH ELEVATION</b> | 1/16"=1'-0" | <b>4</b> |
|------------------------|-------------|----------|



|                 |             |   |
|-----------------|-------------|---|
| NORTH ELEVATION | 1/16"=1'-0" | 3 |
|-----------------|-------------|---|



|                |             |   |
|----------------|-------------|---|
| WEST ELEVATION | 1/16"=1'-0" | 2 |
|----------------|-------------|---|



|                |             |   |
|----------------|-------------|---|
| EAST ELEVATION | 1/16"=1'-0" | 1 |
|----------------|-------------|---|


## COLOR SCHEDULE / MATERIALS

|    |          |  |
|----|----------|--|
| G1 | GLAZING  | MEDIUM PERFORMANCE<br>COLOR: BLUE  |
| M1 | CANOPY   | ALUMINUM<br>FINISH: CLEAR ANODIZED   |
| M2 | MULLIONS | ALUMINUM<br>FINISH: CLEAR ANODIZED   |
| P1 | PAINT 1  | DUNN EDWARDS "PORPOISE" DE6373 LRV 65 OR SIMILAR<br>MAIN BUILDING COLOR - WHITE                |
| P2 | PAINT 2  | DUNN EDWARDS "CASTLE ROCK" DE6375 LRV 37 OR SIMILAR<br>OFFICE COLOR - MEDIUM GRAY              |
| P3 | PAINT 3  | DUNN EDWARDS "LOOKING GLASS" DE6376 LRV 23 OR SIMILAR<br>OFFICE ENTRY COLOR - MEDIUM/DARK GRAY |
| P4 | PAINT 4  | DUNN EDWARDS "BOAT ANCHOR" DE6377 LRV 14 OR SIMILAR<br>BUILDING BASE COLOR - DARK GRAY         |
| W1 | WOOD     | TBD<br>FINISH: MEDIUM WOOD LOOK  |


DOORS TO MATCH ADJACENT BUILDING COLOR




**P1** PAINT – SEE MATERIALS SCHEDULE




**P2** PAINT – SEE MATERIALS SCHEDULE



**P3** PAINT – SEE MATERIALS SCHEDULE



P4 PAINT - SEE MATERIALS SCHEDULE



W1 WOOD SIDING - SEE MATERIALS SCHEDULE



|    |    |    |  |
|----|----|----|--|
| G1 | M1 | M2 | GLAZING, CANOPY, MULLIONS - SEE MATERIALS SCHEDULE |
|----|----|----|--|



8811 Research Drive,  
Suite 200,  
Irvine, CA 92618  
T: 949 474 1775  
F: 949 553 9133

**DEDEAUX  
INDUSTRIAL CENTER**  
**S YUCCA & W MERRILL AVENUE**  
**RIALTO, CA 92376**

**DEVELOPED FOR:  
DEDEAUX PROPERTIES**

[illegible]

### ELEVATIONS

ALL DRAWINGS AND WRITTEN MATERIAL APPEARING HEREIN  
CONSTITUTE THE ORIGINAL AND UNPUBLISHED WORK OF THE  
ARCHITECT AND THE SAME MAY NOT BE DUPLICATED, USED OR  
DISCLOSED WITHOUT THE EXPRESS WRITTEN CONSENT OF THE ARCHITECT.  
© GAA ARCHITECTS. ALL RIGHTS RESERVED.

|                  |              |                  |              |
|------------------|--------------|------------------|--------------|
| <b>JOB NO.</b>   | DDP018.01    | <b>SHEET NO.</b> | <b>A4.1C</b> |
| <b>DATE</b>      | 01/30/20     |                  |              |
| <b>DRAWN</b>     | GAA          |                  |              |
| <b>FILE NAME</b> | DDP018_A4_1C |                  |              |
|                  |              |                  |              |