



City of Rialto

Legislation Details (With Text)

File #: 22-833 **Version:** 1 **Name:**
Type: Resolution **Status:** Agenda Ready
File created: 9/6/2022 **In control:** City Council
On agenda: 9/13/2022 **Final action:**
Title: Request City Council to: (1) Receive an Update on and Confirm the Continued Existence of the Local Emergency Throughout the City of Rialto in Response to the COVID-19 Pandemic; (2) Make Findings for Continuing "Hybrid" Public Meetings Pursuant to AB 361; and (3) Provide any Further Direction in Relation thereto

Sponsors:

Indexes:

Code sections:

Attachments:

Date	Ver.	Action By	Action	Result
------	------	-----------	--------	--------

For City Council Meeting [September 13, 2022]

TO: Honorable Mayor and City Council

APPROVAL: Marcus Fuller, City Manager

FROM: Brian Park, Fire Chief

Request City Council to: (1) Receive an Update on and Confirm the Continued Existence of the Local Emergency Throughout the City of Rialto in Response to the COVID-19 Pandemic; (2) Make Findings for Continuing "Hybrid" Public Meetings Pursuant to AB 361; and (3) Provide any Further Direction in Relation thereto

BACKGROUND

On March 12, 2020, the City Council adopted Resolution 7600 declaring a local emergency in response to the COVID-19 outbreak. In the action, staff indicated that the item would be brought back to the City Council for updates at each City Council meeting for the duration of the local emergency. The City Council received an update on and approved the continuation of the local emergency at each City Council meeting since the adoption of the resolution. There have been significant changes in the impact of COVID-19 on the community since the State's rollback of specific COVID-19 protections.

On February 17, 2022, the Governor of California unveiled the SMARTER Plan. SMARTER stands for:

- **Shots** - Vaccines are the most powerful weapon against hospitalization and serious illness.
- **Masks** - Properly worn masks with good filtration help slow the spread of COVID-19 or other respiratory viruses.
- **Awareness** - We will continue to stay aware of how COVID-19 is spreading, and evolving variants, communicate clearly how people should protect themselves, and coordinate our state

and local government response.

- **Readiness** - COVID-19 is not going away and we need to be ready with the tools, resources, and supplies we will need to quickly respond and keep public health and the healthcare system well prepared.
- **Testing** - Getting the right type of tests-PCR or antigen-to where they are needed most. Testing will help California minimize the spread of COVID-19.
- **Education** - California will continue to work to keep schools open and children safely in classrooms for in-person instruction.
- **Rx** - Evolving and improving treatments will become increasingly available and critical as a tool to save lives.

The SMARTER Plan signifies a shift to the next phase of California's COVID-19 Response.

ANALYSIS/DISCUSSION

The case rate and hospitalizations for COVID-19 continue to fluctuate in Rialto and the County as a whole. There was a significant rise in case rates and positivity rates through December and January. Rialto was on track to reach the vaccination benchmark of 70% by Thanksgiving, however the addition of children 5-11 added to the reporting of eligible residents reduced that percentage, but the City has achieved over 60% fully vaccinated rate.

Masking requirement updates as of February 28, 2022 - California Department of Public Health, as outlined in Executive Order N-5-22.

- Effective March 1, 2022, the requirement that unvaccinated individuals mask in indoor public settings moved to a strong recommendation that all persons, regardless of vaccine status, continue indoor masking.
- Universal masking shall remain required in specified high-risk settings.
- On March 11, 2022, the universal masking requirement for K-12 and Childcare settings was terminated. CDPH strongly recommends that individuals in these settings continue to mask in indoor settings when the universal masking requirement lifts.

Masks are required for all individuals in the following indoor settings, regardless of vaccination status. Surgical masks or higher-level respirators (e.g., N95s, KN95s, KF94s) with good fit are highly recommended.

- Indoors in K-12 schools <<https://www.cdc.gov/coronavirus/2019-ncov/community/schools-childcare/k-12-guidance.html>>, childcare <<https://www.cdc.gov/coronavirus/2019-ncov/community/schools-childcare/child-care-guidance.html>> (through March 11, 2022)*
- On public transit <<https://www.cdc.gov/coronavirus/2019-ncov/travelers/face-masks-public-transportation.html>> (examples: airplanes, ships, ferries, trains, subways, buses, taxis, and ride-shares) and in transportation hubs (examples: airport, bus terminal, marina, train station, seaport or other port, subway station, or any other area that provides transportation)
- Emergency <<https://www.cdc.gov/coronavirus/2019-ncov/php/eh-practitioners/general-population-disaster-shelters.html>> shelters and cooling and heating centers <<https://www.cdc.gov/coronavirus/2019-ncov/php/cooling-center.html>>
- Healthcare settings <<https://www.cdc.gov/coronavirus/2019-ncov/hcp/infection-control-after-vaccination.html>> (applies to all healthcare settings, including those that are not covered by the State Health

Officer Order issued on July 26, 2021

<[https://www.cdph.ca.gov/Programs/CID/DCDC/Pages/COVID-19/Order-of-the-State-Public-](https://www.cdph.ca.gov/Programs/CID/DCDC/Pages/COVID-19/Order-of-the-State-Public-Health-Officer-Unvaccinated-Workers-In-High-Risk-Settings.aspx)

- State and local correctional facilities and detention centers

<[https://www.cdc.gov/coronavirus/2019-ncov/community/correction-detention/guidance-](https://www.cdc.gov/coronavirus/2019-ncov/community/correction-detention/guidance-homeless-shelters.html)

- Homeless shelters <<https://www.cdc.gov/coronavirus/2019-ncov/community/homeless-shelters/plan-prepare-respond.html>>
- Long Term Care Settings & Adult and Senior Care Facilities <<https://www.cdc.gov/coronavirus/2019-ncov/hcp/nursing-home-long-term-care.html>>

On March 11, the universal masking requirement for K-12 and Childcare settings terminated. CDPH strongly recommends that individuals in these settings continue to mask in indoor settings when the universal masking requirement lifts. For additional information on types of masks for children, the most effective masks, and ensuring a well-fitted mask, individuals should refer to CDPH Masks for Kids: Tips and Resources <<https://www.cdph.ca.gov/Programs/CID/DCDC/Pages/COVID-19/Masks-for-Kids-Tips-and-Resources.aspx>>.

**In certain healthcare situations or settings surgical masks are required. See State Health Officer Order, issued on July 26, 2021 <<https://www.cdph.ca.gov/Programs/CID/DCDC/Pages/COVID-19/Order-of-the-State-Public-Health-Officer-Unvaccinated-Workers-In-High-Risk-Settings.aspx>>, for a full list of high-risk congregates and other specifically enumerated healthcare settings where surgical masks are required for unvaccinated workers. The Order also includes recommendations for respirator use for unvaccinated workers in healthcare and long-term care facilities in situations or settings not covered by Cal/OSHA ETS or ATD.

Additionally, masks are strongly recommended for all persons, regardless of vaccine status, in indoor public settings and businesses (examples: retail, restaurants, theaters, family entertainment centers, meetings, and state and local government offices serving the public). Surgical masks or higher-level respirators (e.g., N95s, KN95s, KF94s) with good fit are highly recommended.

Rialto Mask Declaration

On August 10, 2021, the City Council ratified the City Manager's Emergency Proclamation requiring that all persons, regardless of vaccination status, wear masks while inside City facilities.

On February 25, 2022, the Center for Disease Control and Prevention (CDC) issued updated guidance related to face coverings based on the latest evidence and data on COVID-19, including from the recent surge caused by the Omicron variant, and on February 28, 2022, CDPH issued updated guidance related to face coverings in alignment with the most current evidence and the CDC guidance; and CDPH's updated face coverings guidance no longer requires that individuals wear face coverings indoors, except in limited settings where face coverings remain universally required.

In response to recently emerging evidence and data; and additional time to finalize the degree of alignment between the Emergency Temporary Standards and current public health guidelines and recommendations; the Rialto EMERGENCY PROCLAMATION NO. 2021-01 requires masking for all persons in the city of Rialto owned facilities was rescinded on March 9, 2022, by the Rialto Director of Emergency Services.

As part of a strategic approach to managing the next phase of the COVID-19 pandemic while moving recovery forward, with a focus on continued readiness, awareness, and flexibility, the city will be maintaining effective workplace safety standards aligned with the most current evidence. Masks will still be recommended, and other workplace safety controls will remain in place.

Vaccinations

Overall vaccination rates in the City of Rialto was 62% on May 17, 2022, based on total population that excluded children under 5. Now that vaccinations are available for children under 5, the overall vaccination rates have dropped accounting for the increase in the total population that can be vaccinated. Currently, vaccination rate is 57.4% fully vaccinated as of data shown on the San Bernardino County COVID dashboard on August 2, 2022. Another 10.5% of Rialto residents are partially vaccinated (first dose) for a total of 67.8% with full or partial vaccination.

***The decrease in overall vaccination percentage is attributed to the inclusion of ages 6 months to under 5 y/o, increasing the number of eligible residents to 103,743.**

The most granular level of geospatial vaccination information available is at the zip code level. Three primary zip codes cover the majority of the City of Rialto although portions of the central City are covered by Fontana and San Bernardino zip codes and the zip code for the southern portion of the City includes the majority of unincorporated Bloomington.

These three zip codes do show variation in vaccinated population rates for those 5 years of age and older (as of data on San Bernardino County COVID dashboard on July 6, 2022):

	<u>Fully Vaccinated</u>	<u>Any Vaccination</u>
92316 (South of I-10):	55.9% (+.18%)	66.5% (+.3%)
92376 (Central Rialto):	55.2% (+.18%)	65.7% (+.3%)
92377 (North of SR-210):	59.3% (+.33%)	69.1% (+1.6%)

*Any vaccination rate includes those with a partial (first dose)

The vaccination rates in all of San Bernardino County as of June 21, 2022 (with change in rates noted from prior reported information as of June 1) were:

	<u>Fully Vaccinated</u>	<u>Any Vaccination</u>
San Bernardino County:	54% (+.18%)	63.3% (+.30%)

**Referenced populations have been changed from ages 12+ to 5+ and updated with 2021 population estimates.*

Rialto's vaccination rates exceed these rates.

It has been reported that 99.5% or more of all COVID-19 deaths reported in California since June 15, 2021, have come from unvaccinated persons. Vaccination reduces individual risk and collective community risk. Vaccination rates in the City of Rialto exceed the county average and continue to rise weekly.

Omicron Variant

The Omicron variant that was first identified in November 2021 in South Africa has become the dominant variant in the United States. Emerging evidence suggests Omicron appears to spread more

quickly than the Delta variant although the severity of symptoms does not appear to be higher.

The Omicron variant continues to be studied and understood. A recent report on January 3 on Reuters.com reports the following based on a Danish study recently published:

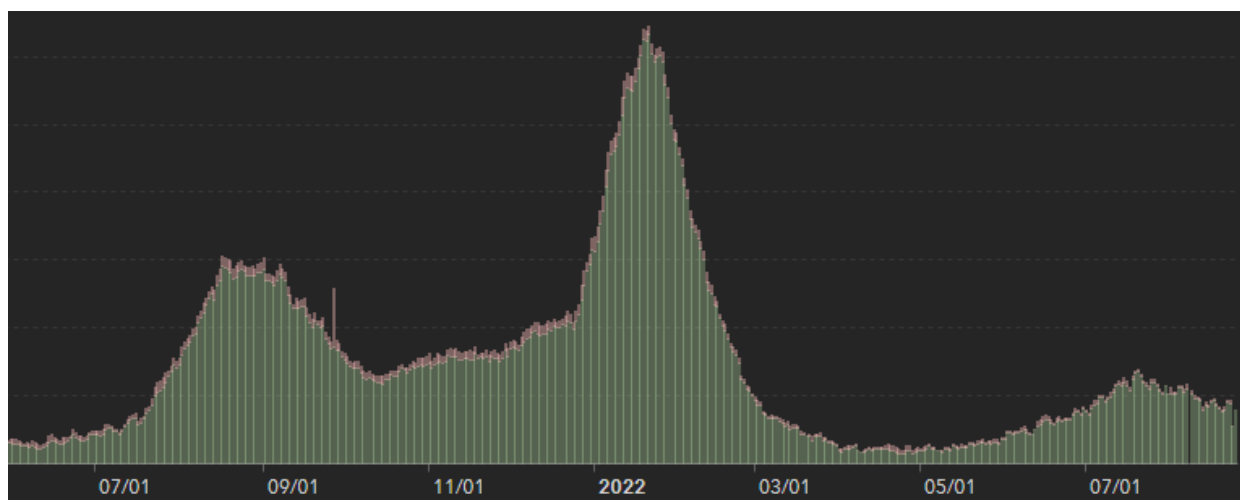
- Omicron 2.7-3.7x more infectious than Delta among vaccinated
- Booster-vaccinated less likely to transmit coronavirus
- Risk of hospitalization from Omicron is half that of Delta

The study, conducted by researchers at the University of Copenhagen, Statistics Denmark, and Statens Serum Institute (SSI), suggests the Omicron variant is mainly spreading more rapidly because it is better at evading immunity obtained from vaccines. The study also found that booster-vaccinated people are less likely to transmit the virus, regardless of the variant than the unvaccinated. While more transmissible, the Omicron variant does seem to induce less serious disease.

Omicron Subvariant BA.2

BA.2 is about 30% more transmissible than Omicron, but it does not appear to be more severe, according to health officials. Despite the spread of the new sub-variant, U.S. daily cases and hospitalizations continue to drop while deaths plateau.

As a matter of reference, the current number of confirmed COVID hospitalizations in San Bernardino County was 158 as of August 25, 2022, which has decreased compared to 1265 on January 12.

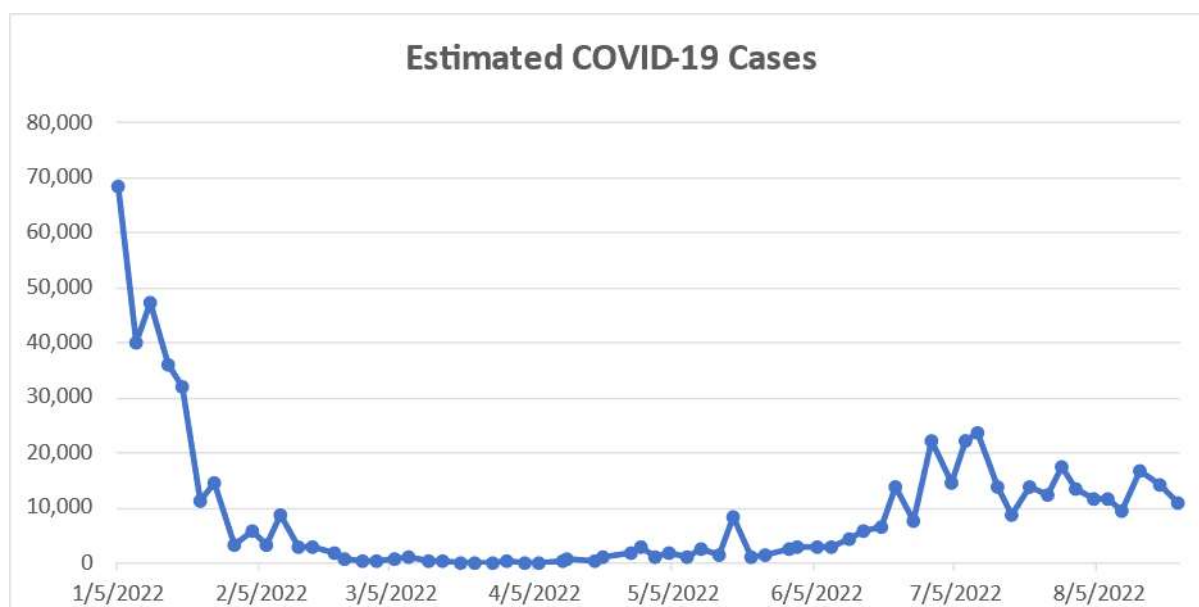


Wastewater Treatment Plant COVID Sampling

On January 2, 2022, the City of Rialto commenced sampling of the City's wastewater flow to identify the presence of the COVID virus in the wastewater entering Wastewater Treatment Plant (WWTP). Wastewater carries every type of virus that is shed from the human body into the toilet and ultimately flows with the wastewater through the sewer system to the WWTP. Generally, persons carrying certain types of the virus will release it in the waste stream when using the restroom, and in certain cases (as with COVID) the virus will be present in this waste stream in advance of being symptomatic. Thus, sampling and detecting the presence of the COVID virus in the wastewater stream is a precursor to detecting the extent of the COVID virus in the community in advance of the actual number of cases being determined once persons are symptomatic and have tested.

The City's operator at the WWTP collects samples for testing the wastewater for various contaminants on a daily and weekly basis as required by certain regulatory permits. The city has added sampling for COVID virus to this process, with the wastewater samples packaged and sent to a laboratory (GT Molecular) that has specialized in evaluating the amount of COVID virus in wastewater to identify the estimated number of COVID cases represented by the sample. The laboratory reports the amount of COVID virus as "copies" of the virus per liter of wastewater. From this volume of the copies of the virus per liter, the laboratory can analyze and estimate a range of cases and identify the best estimate for the number of cases.

The following tables and graphs show the amount of COVID viral load and cases represented in the samples taken since January 2.



As shown in the data, the presence of COVID in the Rialto community was previously widespread, with the estimated number of cases ranging from a high near 70,000 on January 5 and has now decreased to an estimated 11,108 cases and viral load of 930,454 on August 14, 2022.

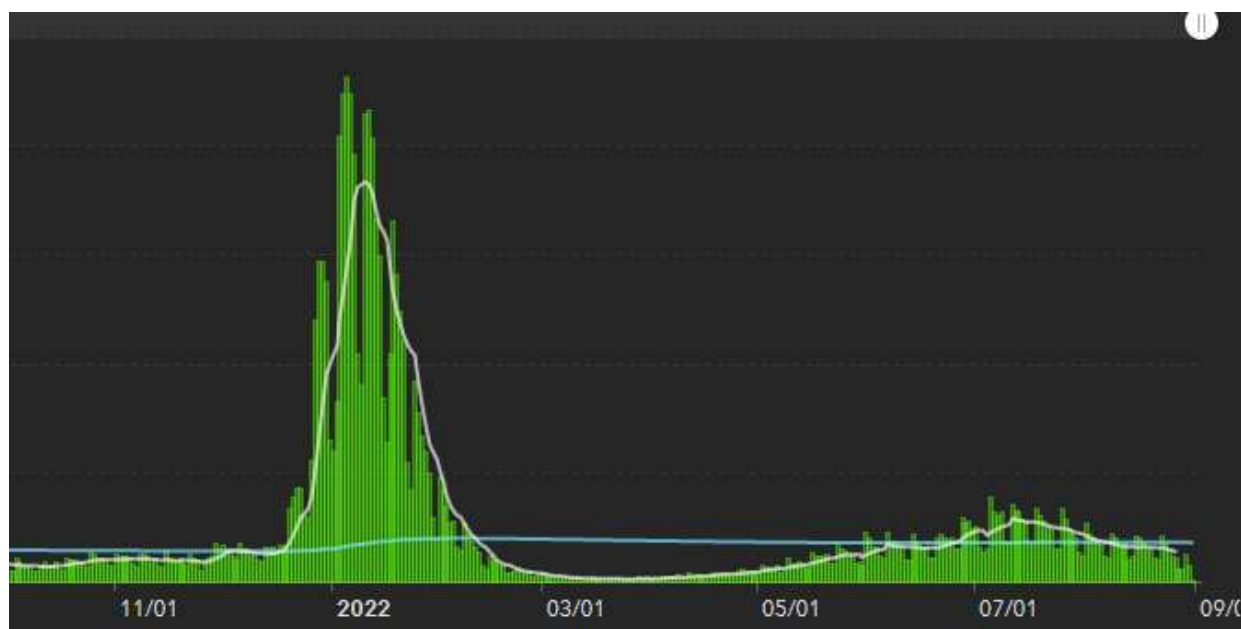
Sample #	Date	Viral Load	Cases	Omicron %	BA.2 %	BA.2.12.1%	BA.4%	BA.5%
1	1/3/2022	10,321,235	63,955	95.80%	NA	NA	NA	NA
2	1/6/2022	12,164,791	68,368	96.00%	NA	NA	NA	NA
3	1/9/2022	6,097,723	39,978	96.00%	NA	NA	NA	NA
4	1/12/2022	6,960,378	47,488	98.10%	NA	NA	NA	NA
5	1/16/2022	6,258,816	36,147	97.10%	NA	NA	NA	NA
6	1/19/2022	7,402,141	31,888	100.00%	NA	NA	NA	NA
7	1/23/2022	2,773,073	11,426	99.20%	NA	NA	NA	NA
8	1/26/2022	2,105,109	14,412	98.70%	NA	NA	NA	NA
9	1/30/2022	427,434	3,136	98.10%	NA	NA	NA	NA
10	2/3/2022	576,546	5,938	100.00%	NA	NA	NA	NA
11	2/6/2022	701,382	3,211	93.90%	NA	NA	NA	NA
12	2/9/2022	1,094,976	8,817	97.60%	NA	NA	NA	NA

13	2/13/2022	445,861	2,990	100.00%	NA	NA	NA	NA
14	2/16/2022	395,036	2,859	100.00%	NA	NA	NA	NA
15	2/21/2022	277,086	1,847	100.00%	0.00%	NA	NA	NA
16	2/23/2022	67,108	656	100.00%	0.00%	NA	NA	NA
17	2/27/2022	56,016	334	100.00%	0.00%	NA	NA	NA
18	3/2/2022	81,356	430	100.00%	3.70%	NA	NA	NA
19	3/6/2022	140,753	758	93.60%	58.70%	NA	NA	NA
20	3/9/2022	141,003	1,187	100.00%	52.40%	NA	NA	NA
21	3/13/2022	36,988	303	100.00%	10.90%	NA	NA	NA
22	3/16/2022	43,535	352	100.00%	11.60%	NA	NA	NA
23	3/20/2022	24,844	104	100.00%	0.00%	NA	NA	NA
24	3/23/2022	19,240	161	33.30%	83.60%	NA	NA	NA
25	3/27/2022	9,879	44	100.00%	11.50%	NA	NA	NA
26	3/30/2022	53,330	321	100.00%	78.70%	NA	NA	NA
27	4/3/2022	0	32	100.00%	100.00%	NA	NA	NA
28	4/6/2022	36,513	155	100.00%	39.80%	NA	NA	NA
29	4/11/2022	60,812	391	100.00%	85.70%	NA	NA	NA
30	4/12/2022	79,722	789	100.00%	93.80%	NA	NA	NA
31	4/18/2022	78,722	401	100.00%	49.50%	NA	NA	NA
32	4/20/2022	89,372	1,121	100.00%	64.60%	NA	NA	NA
33	4/26/2022	439,340	1,925	95.60%	62.50%	NA	NA	NA
34	4/28/2022	246,107	2,904	100.00%	82.90%	NA	NA	NA
35	5/1/2022	83,703	1,251	100.00%	75.00%	NA	NA	NA
36	5/4/2022	212,743	1,960	100.00%	95.00%	NA	NA	NA
37	5/8/2022	164,583	1,176	100.00%	87.10%	NA	NA	NA
38	5/11/2022	254,057	2,536	100.00%	80.90%	NA	NA	NA
39	5/15/2022	162,366	1,392	100.00%	91.70%	NA	NA	NA
40	5/18/2022	835,241	8,216	100.00%	89.30%	NA	NA	NA
41	5/22/2022	75,810	1,060	100.00%	93.30%	NA	NA	NA
42	5/25/2022	134,566	1,492	100.00%	100.00%	NA	NA	NA
43	5/30/2022	615,181	2,420	100.00%	94.30%	65.4%	NA	NA
44	6/1/2022	464,722	2,759	100.00%	92.80%	62.4%	NA	NA
45	6/5/2022	356,372	2,932	100.00%	100.00%	81.0%	NA	NA
46	6/8/2022	463,805	2,975	100.00%	93.10%	88.4%	NA	NA
47	6/12/2022	561,649	4,414	100.00%	96.40%	58.7%	NA	NA
48	6/15/2022	502,045	5,666	97.40%	98.70%	61.7%	NA	NA
49	6/19/2022	590,750	6,609	100.00%	95.80%	50.0%	NA	NA
50	6/22/2022	804,092	13,759	100.00%	94.90%	30.3%	NA	NA
51	6/26/2022	898,225	7,482	0.00%	0.00%	27.5%	9.1%	53.97%
52	6/30/2022	1,335,451	22,271	0.00%	0.00%	23.0%	20.9%	51.81%
53	7/4/2022	1,325,901	14,671	0.00%	0.00%	26.7%	8.5%	69.57%
54	7/7/2022	1,519,972	22,099	0.00%	0.00%	6.7%	9.1%	83.89%

55	7/10/2022	1,352,682	23,712	0.00%	0.00%	10.2%	9.4%	77.02%
56	7/14/2022	1,484,925	13,857	0.00%	0.00%	8.5%	16.4%	78.17%
57	7/17/2022	959,150	8,872	0.00%	0.00%	10.8%	4.8%	84.25%
58	7/21/2022	1,434,794	13,733	0.00%	0.00%	2.7%	3.5%	93.18%
59	7/25/2022	1,149,888	12,539	0.00%	0.00%	3.3%	2.8%	94.77%
60	7/28/2022	1,105,999	17,349	0.00%	0.00%	1.8%	7.3%	89.98%
61	7/31/2022	654,702	13,577	0.00%	0.00%	3.2%	11.6%	90.88%
62	8/4/2022	717,602	11,756	0.00%	0.00%	1.1%	5.1%	89.57%
63	8/7/2022	891,015	11,746	0.00%	0.00%	1.2%	4.8%	88.16%
64	8/10/2022	620,491	9,475	0.00%	0.00%	3.2%	12.5%	82.22%
65	8/14/2022	1,099,536	16,694	0.00%	0.00%	2.2%	6.7%	94.70%
66	8/18/2022	1,455,757	14,391	0.00%	0.00%	1.1%	4.0%	94.60%
67	8/22/2022	930,454	11,108	0.00%	0.00%	1.1%	10.4%	91.37%

As a matter of reference, the current number of new COVID cases in San Bernardino County is 44 as of August 31, 2022, which has decreased compared to 8,291 on January 5 as shown below.

It is worth noting that new COVID cases are likely under-reported as people are re-infected and have tested positive with at-home test kits widely available.



Rialto COVID-19 Testing and Supplies

Between pop-up events, the Rialto Farmer's Market, and on-site distribution through the Rialto City

Clerk's Office the City has distributed more than 25,000 COVID-19 take-home test kits. City staff will continue outreach to senior facilities and at-risk populations and at city events to provide COVID-19 PPE, home test kits, and vaccination/testing support.

Masks

The U.S. government is now giving 3 free adult-size N95 masks to anyone that needs them. You can pick up yours at community health centers <<https://bphc.hrsa.gov/emergency-response/covid-19-n95-masks/participants>> or pharmacies like CVS.

Testing Sites

Carl Johnson Community Center
214 N. Palm Ave. Rialto, CA 92376
Mon - Fri 9am - 4pm
Accepting Walk-ins and Appointments

Metrolink Station
210 W. Bonnie View Dr. Rialto CA 92376
Mon - Sat 9am - 5pm
Drive up/Walk up

Jerry Eves Park
1485 N Ayala Dr, Rialto, CA 92376
Mon - Fri 10-7 Sat/Sun 9am - 5pm
Drive up/Walk up

Vaccinations

Walk in clinics can be found at <<https://myturn.ca.gov/clinic.html>>

Regardless of your insurance status, providers cannot charge you for the COVID-19 vaccine or administration of the COVID-19 vaccine. If you experience or witness any potential violations of this requirement you can report the matter to the Office of the Inspector General, U.S. Department of Health and Human Services, by calling 1-800-HHS-TIPS or the website TIPS.HHS.GOV <<https://oig.hhs.gov/fraud/report-fraud/>>.

Remember:

- You do NOT have to provide government identification, proof of citizenship, or health insurance to receive your free COVID-19 vaccine.***
- When possible, bring documentation with your name on it to ensure the name used on your COVID-19 Vaccination Record Card is correct. [Learn more.](https://covid19.ca.gov/vaccines/)***
<<https://covid19.ca.gov/vaccines/>>
- Give yourself enough time to fill out a few patient forms when you arrive.***

ADDITIONAL COVID INFORMATION

Long Covid:

According to a recent UCLA study, approximately 30% of Covid-19 positive patients suffer from what is called Long Covid. Long Covid is defined as reported persistent symptoms 60-90 days after they

were infected or hospitalized. The most persistent symptoms were fatigue (31%) and shortness of breath (15%).

Covid-19 and Air Quality Issues:

The CDC acknowledges that patients suffering from Covid-19, Long Covid or who have recently had Covid-19, are at greater risk in low air quality locations and wildfire areas.

The risk is due to compromised heart and lung function brought on by the pandemic. Some people are more at risk of harmful health effects from wildfire smoke than others. Those most at risk include:

- Children less than 18 years old
- Adults aged 65 years or older
- Pregnant women
- People with chronic health conditions such as heart or lung disease, asthma, and diabetes
- Outdoor workers
- People who have lower socioeconomic status, including individuals experiencing homelessness or those who have limited access to medical care
- People who are immunocompromised or taking drugs that suppress the immune system

The Risk of being unvaccinated:

Unvaccinated individuals are 5 times more likely to contract Covid-19 multiple times post initial infection compared to vaccinated people. That's because the immunity acquired through infection is short-lived. It is unknown how long the immunity lasts but leading experts predict 3-6 months.

During the recent surge where Omicron was the dominant variant, COVID-19 cases were 12.3 times higher for the unvaccinated compared to boosted Americans, according to ABC News.

- Hospitalizations were 83 times higher for those same groups.

Continue the Local Emergency in Rialto

There are still significant impacts on our community, our businesses, and to our City services. According to a recent Danish study, Omicron BA.2 is substantially more transmissible than BA.1 and capable of vaccine breakthrough. It is important to determine whether BA.2 has the potential to become the next globally dominating strain. As such, a local emergency still exists in Rialto in response to COVID-19.

Consideration of Holding Hybrid Meetings Pursuant to AB 361

On May 26, 2022, the City Council adopted Resolution No. 7885 making certain findings allowing for the City Council and its Commission and Committees to hold hybrid meetings considering the continued local emergency. The City Council may continue to make findings in support of holding hybrid meetings pursuant to AB 361.

If conditions continue to worsen as to COVID cases and exposures, and the need occurs to further

protect public health and safety during the conduct of public meetings, the City Council may consider moving to 100% virtual meetings. At direction given to the City Manager, an item may be presented to City Council to consider adoption of a Resolution to allow for completely virtual meetings in accordance with AB 361 whereby both the Council, Staff, and all the public attending the meeting will participate virtually and not in Council Chambers.

ENVIRONMENTAL IMPACT

The requested City Council action is not a “Project” as defined by the California Environmental Quality Act (CEQA). Pursuant to Section 15378(a), a “Project” means the whole of an action, which has a potential for resulting in either a direct physical change in the environment, or a reasonably foreseeable indirect physical change in the environment. According to Section 15378(b), a Project does not include: (5) Organizational or administrative activities of governments that will not result in direct or indirect physical changes in the environment.

GENERAL PLAN CONSISTENCY

The requested action is consistent with General Plan goals 5.7 “Maintain a high level of emergency response capability” and 5.8 “Provide effective and comprehensive policing services that meet the safety needs of Rialto.”

LEGAL REVIEW

The City Attorney has reviewed and supports this staff report

FINANCIAL IMPACT

Operating Budget Impact

The financial impact of the local emergency remains unknown currently. Expenditures related to the event to date have been accomplished within existing purchase orders and the City Manager’s authority and have been attributed as an event expenditure.

Any additional expenditures using the Director of Emergency Services authority under the local emergency will be presented in subsequent reports to the City Council for the duration of the local emergency.

Capital Improvement Budget Impact

No impact to Capital Improvement Budget.

Licensing

This Action does not require a business License.

RECOMMENDATION

Staff recommends that the City Council:

1. Receive an Update on and Confirm the Continued Existence of the Local Emergency Throughout the City of Rialto in Response to the COVID-19 Pandemic;
2. Make Findings for Continuing “Hybrid” Public Meetings Pursuant to AB 361; and
3. Provide any Further Direction in Relation thereto